

iShares North America Equity Index Fund (LU) Class
F2 USD

FEBRUARY 2021 MINIMUM DISCLOSURE DOCUMENT

Performance, Portfolio Breakdowns and Net Assets information as at: 28-Feb-2021. All other data as at 12-Mar-2021.

This document supplements the Key Investor Information Document (KIID) for South African investors.

FUND OVERVIEW

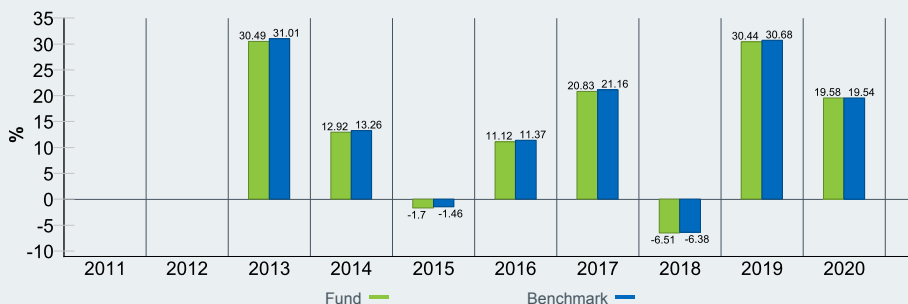
The Fund aims to achieve a return on your investment, through a combination of capital growth and income on the Fund's assets, which reflects the return of the MSCI North America Index, the Fund's benchmark index. The Fund aims to invest as far as possible and practicable in the equity securities that make up the benchmark index.

GROWTH OF HYPOTHETICAL 10,000



Share Class and Benchmark performance displayed in USD. Source: BlackRock. Performance is shown on a Net Asset Value (NAV) basis, with gross income reinvested. Source: BlackRock. Past performance is not a guide to future performance and should not be the sole factor of consideration when selecting a product.

12 MONTH PERFORMANCE PERIODS - TO LAST QUARTER END



Share Class performance is calculated on a Net Asset Value (NAV) basis, with income reinvested, in U.S. Dollar, net of fees. Benchmark performance displayed in USD.

CUMULATIVE & ANNUALISED PERFORMANCE

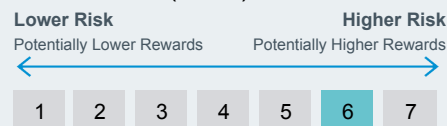
	Cumulative (%)				Annualised (% p.a.)			
	1m	3m	6m	YTD	1 Year	3 Year	5 Year	Since Inception
Share Class	1.71%	5.97%	11.05%	2.66%	36.85%	13.46%	16.15%	13.64%
Benchmark	1.78%	6.02%	11.05%	2.64%	36.68%	13.54%	16.35%	13.89%
Quartile Rank	3	2	2	2	1	2	2	N/A

The figures shown relate to past performance. Past performance is not a reliable indicator of current or future results and should not be the sole factor of consideration when selecting a product or strategy.

Share Class and Benchmark performance displayed in USD, hedged fund benchmark performance is displayed in USD. Performance is shown on a Net Asset Value (NAV) basis, with gross income reinvested where applicable. The return of your investment may increase or decrease as a result of currency fluctuations if your investment is made in a currency other than that used in the past performance calculation. Source: BlackRock

Key Risks: The value of your investment and the income from it will vary and your initial investment amount is not guaranteed. Overseas investments will be affected by movements in currency exchange rates.

Capital at risk. All financial investments involve an element of risk. Therefore, the value of your investment and the income from it will vary and your initial investment amount cannot be guaranteed.

SYNTHETIC RISK & REWARD
INDICATOR (SRRI)

KEY FACTS

Asset Class	Equity
Morningstar Category	US Large-Cap Blend Equity
Inception Date	23-Oct-2012
Share Class Launch Date	23-Oct-2012
Fund Base Currency	USD
Share Class Currency	USD
Total Fund Size (M)	471.44 USD
Benchmark	MSCI NORTH AMERICA Net (custom 4pm LUX)
Domicile	Luxembourg
Fund Type	UCITS
ISIN	LU0836515808
Bloomberg Ticker	BGINAF2
Distribution Type	None
Minimum Initial Investment	500,000 USD*

* or currency equivalent

PORTFOLIO MANAGER(S)

Kieran Doyle

TOP HOLDINGS (%)

APPLE INC	5.75
MICROSOFT CORP	4.66
AMAZON COM INC	3.68
FACEBOOK CLASS A INC	1.73
ALPHABET INC CLASS A	1.70
ALPHABET INC CLASS C	1.69
TESLA INC	1.43
JPMORGAN CHASE & CO	1.25
JOHNSON & JOHNSON	1.16
VISA INC CLASS A	1.00
Total of Portfolio	24.05

Holdings subject to change

RATINGS



SECTOR BREAKDOWN (%)

	Fund	Benchmark	Active
Information Technology	27.84	27.53	0.31
Health Care	12.84	12.71	0.13
Financials	12.04	11.92	0.11
Consumer Discretionary	11.87	11.77	0.10
Communication	10.98	10.88	0.10
Industrials	7.62	8.48	-0.86
Consumer Staples	5.66	5.63	0.04
Energy	3.11	3.09	0.02
Materials	3.00	2.97	0.03
Utilities	2.56	2.55	0.02
Real Estate	2.47	2.46	0.01

Negative weightings may result from specific circumstances (including timing differences between trade and settlement dates of securities purchased by the funds) and/or the use of certain financial instruments, including derivatives, which may be used to gain or reduce market exposure and/or risk management. Allocations are subject to change.

FEES AND CHARGES

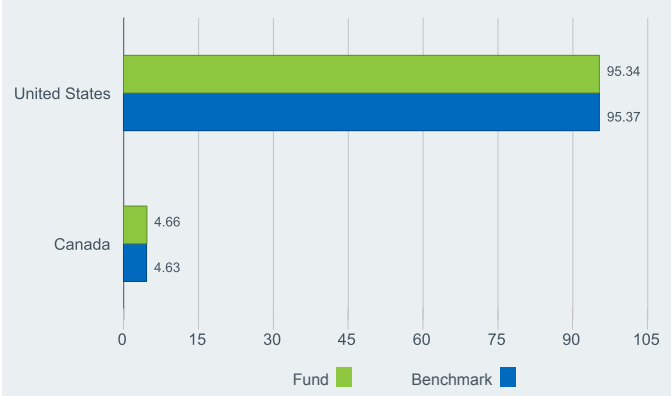
Max Initial Charge	5.00%
Exit Fee	0.00%
Ongoing Charge	0.23%
Performance Fee	0.00%

DEALING INFORMATION

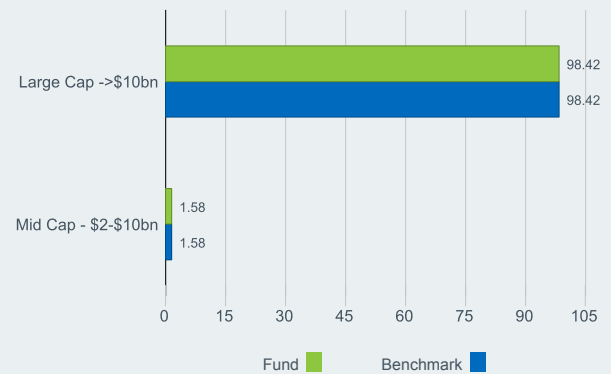
Settlement	Trade Date + 3 days
Dealing Frequency	Daily, forward pricing basis
Valuation Point	12pm CET
Transaction Cut Off Time	11:59am CET

The price of the Fund is published each business day on our website. Temporary suspension of the issue of shares in the Fund may occur in certain circumstances as outlined in the Fund's prospectus which is available on our website.

GEOGRAPHIC BREAKDOWN (%)



MARKET CAPITALISATION (%)



+44 (0) 20 7743 3300 investor.services@blackrock.com

www.blackrock.com/za

IMPORTANT INFORMATION:

This material is for distribution to Professional Clients and should not be relied upon by any other persons. Issued by BlackRock Investment Management (UK) Limited, authorised and regulated by the Financial Conduct Authority. Registered office: 12 Throgmorton Avenue, London, EC2N 2DL. Tel: 020 7743 3000. Registered in England No. 2020394. For your protection telephone calls are usually recorded. BlackRock is a trading name of BlackRock Investment Management (UK) Limited. Past performance is not a guide to future performance. The value of investments and the income from them can fall as well as rise and is not guaranteed. You may not get back the amount originally invested. The Funds may be exposed to the following non-exhaustive list of risks, including financial derivative instrument risks, currency risk, counterparty defaults and taxation risk. Please refer to the Prospectus for further details of risk factors relevant to an investment in the Fund and other important information. The sub-funds may engage in investment strategies not described herein that the Investment Manager considers appropriate. Any research in this document has been procured and may have been acted on by BlackRock for its own purpose. The results of such research are being made available only incidentally. The views expressed do not constitute investment or any other advice and are subject to change. They do not necessarily reflect the views of any company in the BlackRock Group or any part thereof and no assurances are made as to their accuracy. This document is for information purposes only and does not constitute an offer or invitation to anyone to invest in any BlackRock funds and has not been prepared in connection with any such offer. BlackRock Global Index Funds (BGIF) is an open ended variable capital investment company established under the laws of the Grand Duchy of Luxembourg which is available for sale in certain jurisdictions only. BGIF is not available for sale in the U.S. or to U.S. persons. Product information concerning BGIF should not be published in the U.S. BlackRock Investment Management (UK) Limited is the UK distributor of BGIF. Most of the protections provided by the UK regulatory system, and the compensation under the Financial Services Compensation Scheme, will not be available. Subscriptions in BGIF are valid only if made on the basis of the current Prospectus, the most recent financial reports and the Key Investor Information Document, which may not be available to investors in certain jurisdictions where the Fund in question has not been authorised. The BGIF range employs a swing-pricing methodology in order to protect existing investors from the dilution impact of trading costs caused by shareholder activity in the funds. Furthermore, where Funds invest in securities markets that are closed for trading at the Fund's valuation point, an additional adjustment may be applied to protect investors from stale pricing and market timing speculation ("fair value adjustment"). The published Net Asset Value (NAV) may include such adjustments which have the potential to distort apparent performance and tracking error. © 2021 BlackRock, Inc. All Rights reserved. BLACKROCK, BLACKROCK SOLUTIONS, iSHARES, BUILD ON BLACKROCK, SO WHAT DO I DO WITH MY MONEY and the stylized i logo are registered and unregistered trademarks of BlackRock, Inc. or its subsidiaries in the United States and elsewhere. All other trademarks are those of their respective owners.

SUSTAINABILITY CHARACTERISTICS

Sustainability Characteristics can help investors integrate non-financial, sustainability considerations into their investment process. These metrics enable investors to evaluate funds based on their environmental, social, and governance (ESG) risks and opportunities. This analysis can provide insight into the effective management and long-term financial prospects of a fund.

The metrics below have been provided for transparency and informational purposes only. The existence of an ESG rating is not indicative of how or whether ESG factors will be integrated into a fund. The metrics are based on MSCI ESG Fund Ratings and, unless otherwise stated in fund documentation and included within a fund's investment objective, do not change a fund's investment objective or constrain the fund's investable universe, and there is no indication that an ESG or Impact focused investment strategy or exclusionary screens will be adopted by a fund. For more information regarding a fund's investment strategy, please see the fund's prospectus.

MSCI ESG Fund Rating (AAA-CCC)	BBB	MSCI ESG Quality Score (0-10)	5.27
MSCI ESG Quality Score - Peer Percentile	36.35%	MSCI ESG % Coverage	99.43%
Fund Lipper Global Classification	Equity US	MSCI Weighted Average Carbon Intensity (Tons CO2E/\$M SALES)	148.96
Funds in Peer Group	3		

All data is from MSCI ESG Fund Ratings as of **05-Mar-2021**, based on holdings as of **30-Sep-2020**. As such, the fund's sustainable characteristics may differ from MSCI ESG Fund Ratings from time to time.

To be included in MSCI ESG Fund Ratings, 65% of the fund's gross weight must come from securities covered by MSCI ESG Research (certain cash positions and other asset types deemed not relevant for ESG analysis by MSCI are removed prior to calculating a fund's gross weight; the absolute values of short positions are included but treated as uncovered), the fund's holdings date must be less than one year old, and the fund must have at least ten securities. For newly launched funds, sustainability characteristics are typically available 6 months after launch.

ESG GLOSSARY:

MSCI ESG Fund Rating (AAA-CCC): The MSCI ESG Rating is calculated as a direct mapping of ESG Quality Scores to letter rating categories (e.g. AAA = 8.6-10). The ESG Ratings range from leader (AAA, AA), average (A, BBB, BB) to laggard (B, CCC).

MSCI ESG Quality Score - Peer Percentile: The fund's ESG Percentile compared to its Lipper peer group.

Fund Lipper Global Classification: The fund peer group as defined by the Lipper Global Classification.

Funds in Peer Group: The number of funds from the relevant Lipper Global Classification peer group that are also in ESG coverage.

MSCI ESG Quality Score (0-10): The MSCI ESG Quality Score (0 - 10) for funds is calculated using the weighted average of the ESG scores of fund holdings. The Score also considers ESG Rating trend of holdings and the fund exposure to holdings in the laggard category. MSCI rates underlying holdings according to their exposure to industry specific ESG risks and their ability to manage those risks relative to peers.

MSCI ESG % Coverage: Percentage of a fund's holdings that have MSCI ESG ratings data.

MSCI Weighted Average Carbon Intensity (Tons CO2E/\$M SALES): Measures a fund's exposure to carbon intensive companies. This figure represents the estimated greenhouse gas emissions per \$1 million in sales across the fund's holdings. This allows for comparisons between funds of different sizes.

IMPORTANT INFORMATION:

Certain information contained herein (the "Information") has been provided by MSCI ESG Research LLC, a RIA under the Investment Advisers Act of 1940, and may include data from its affiliates (including MSCI Inc. and its subsidiaries ("MSCI")), or third party suppliers (each an "Information Provider"), and it may not be reproduced or disseminated in whole or in part without prior written permission. The Information has not been submitted to, nor received approval from, the US SEC or any other regulatory body. The Information may not be used to create any derivative works, or in connection with, nor does it constitute, an offer to buy or sell, or a promotion or recommendation of, any security, financial instrument or product or trading strategy, nor should it be taken as an indication or guarantee of any future performance, analysis, forecast or prediction. Some funds may be based on or linked to MSCI indexes, and MSCI may be compensated based on the fund's assets under management or other measures. MSCI has established an information barrier between equity index research and certain Information. None of the Information in and of itself can be used to determine which securities to buy or sell or when to buy or sell them. The Information is provided "as is" and the user of the Information assumes the entire risk of any use it may make or permit to be made of the Information. Neither MSCI ESG Research nor any Information Party makes any representations or express or implied warranties (which are expressly disclaimed), nor shall they incur liability for any errors or omissions in the Information, or for any damages related thereto. The foregoing shall not exclude or limit any liability that may not by applicable law be excluded or limited.