

C Accumulation USD | Data as at 30.11.2021

Fund objectives and investment policy

The fund aims to provide capital growth by investing in equities of companies worldwide which meet the investment manager's sustainability criteria.

The fund has environmental and/or social characteristics within the meaning of Article 8 of Regulation (EU) 2019/2088 on Sustainability-related Disclosures in the Financial Services Sector (the "SFDR"). This means that the fund maintains a higher overall sustainability score than its sustainability benchmark based on the investment manager's rating system.

Relevant risks as associated with this Fund are shown overleaf and should be carefully considered before making any investment. Above is the Investment Objective of the fund. For details on the fund's Investment Policy please see the KIID.

Past Performance is not a guide to future performance and may not be repeated. The value of investments and the income from them may go down as well as up and investors may not get back the amounts originally invested. Exchange rate changes may cause the value of any overseas investments to rise or fall.

Share class performance (%)

Cumulative performance	1 month	3 months	YTD	1 year	3 years	5 years	10 years
Share class (Net)	-2,8	-2,2	16,8	21,8	87,0	151,8	294,8
Comparator	-2,4	-1,7	14,0	19,3	55,9	92,5	194,1

Discrete yearly performance	Nov 16 - Nov 17	Nov 17 - Nov 18	Nov 18 - Nov 19	Nov 19 - Nov 20	Nov 20 - Nov 21
Share class (Net)	28,6	4,7	19,5	28,5	21,8
Comparator	24,6	-1,0	13,7	15,0	19,3

Annualized performance (%)	3 years	5 years	10 years
Share class (Net)	23,2	20,3	14,7
Comparator	16,0	14,0	11,4

Performance over 5 years (%)



Past performance is not a reliable indicator of future results, prices of shares and the income from them may fall as well as rise and investors may not get back the amount originally invested.

Exchange rate movements may cause the value of investments to fall as well as rise. Annualised Figures are calculated as geometric average to show what an investor would earn over a period of time if the annual return was compounded. Actual figures are available on request. The performance is calculated for the portfolio. The individual investor performance may differ as a result of initial fees, the actual investment date, the date of reinvestment and dividend withholding tax. All fund performance data are on a NAV to NAV basis, net income reinvested and net of ongoing charges and transaction costs. Data is not available for the time periods with no % growth stated. In case a share class is created after the fund's launch date, a simulated past performance is used, based upon the performance of an existing share class within the fund, taking into account the difference in the ongoing charges and the portfolio transaction costs, and including the impact of any performance fees if applicable.

Fund facts

Fund manager	Katherine Davidson Charles Somers
Managed fund since	01.11.2017 ; 23.11.2010
Fund management company	Schroder Investment Management (Europe) S.A.
Domicile	Luxembourg
Fund launch date	23.11.2010
Share class launch date	23.11.2010
Fund base currency	USD
Share class currency	USD
Fund size (Million)	USD 3.265,69
Number of holdings	41
Comparator	MSCI ACWI NR
Share price end of month	USD 367,8780
Dealing frequency	Daily
Dealing cut off time	13.00 Luxembourg time on Dealing Day
Distribution frequency	No Distribution
High/Low annual return	28,51 / -2,22

Fees & expenses

Annual management fee	0,65%
Ongoing charge	0,85%
Redemption fee	0,00%
Max entry charge	1,00%
TER	0,84%

Purchase details

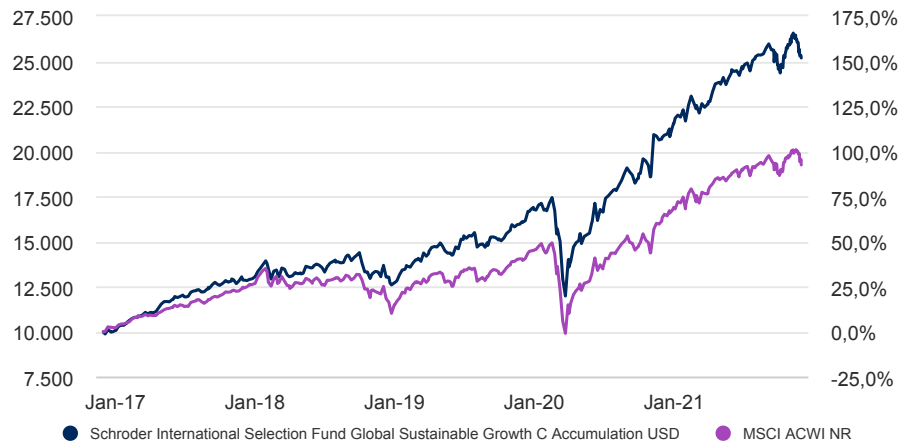
Minimum initial subscription	USD 1.000 ; EUR 1.000 or their near equivalent in any other freely convertible currency.
------------------------------	--

Codes

ISIN	LU0557290854
Bloomberg	SGDWDCX LX
SEDOL	B5V1N30
Reuters code	LU0557290854.LUF

C Accumulation USD | Data as at 30.11.2021

5 year return of USD 10.000



The chart is for illustrative purposes only and does not reflect an actual return on any investment.

Returns are calculated bid to bid (which means performance does not include the effect of any initial charges), net income reinvested, net of fees.

Risk considerations

Performance risk: Investment objectives express an intended result but there is no guarantee that such a result will be achieved. Depending on market conditions and the macro economic environment, investment objectives may become more difficult to achieve.

Sustainability Risk Factor: The fund has environmental and/or social characteristics. This means it may have limited exposure to some companies, industries or sectors and may forego certain investment opportunities, or dispose of certain holdings, that do not align with its sustainability criteria. Therefore, the fund may underperform other funds that do not apply similar criteria. The fund may invest in companies that do not reflect the beliefs and values of any particular investor.

Please see the KIID and Prospectus for a full list of risk considerations applicable to this fund.

Synthetic risk & reward indicator (SRI)

LOWER RISK Potentially lower reward **HIGHER RISK** Potentially higher reward



The risk category was calculated using historical performance data and may not be a reliable indicator of the fund's future risk profile. The fund's risk category is not guaranteed to remain fixed. Please see the Key Investor Information Document for more information.

Risk statistics & financial ratios

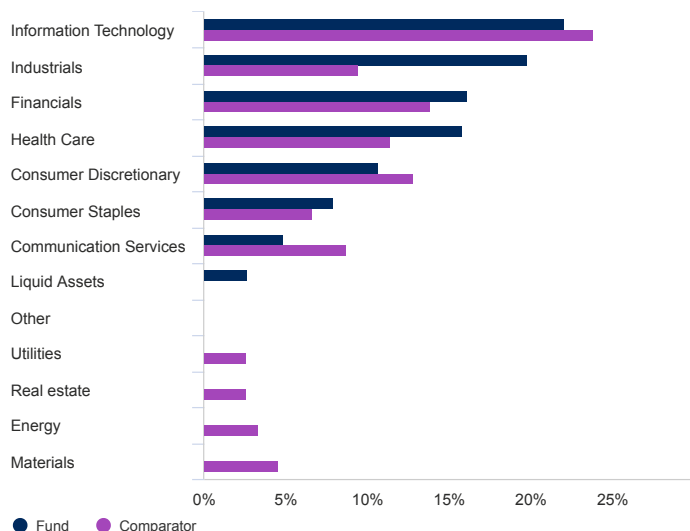
	Fund	Comparator
Annual volatility (%) (3y)	15,8	17,7
Alpha (%) (3y)	7,8	-
Beta (3y)	0,9	-
Sharpe ratio (3y)	1,3	0,9
Information ratio (3y)	1,8	-
Dividend Yield (%)	1,3	-
Price to book	4,8	-
Price to earnings	26,0	-
Predicted Tracking error (%)	4,1	-

Source: Morningstar, and Schroders for the Predicted tracking error. The above ratios are based on bid to bid price based performance data. These financial ratios refer to the average of the equity holdings contained in the fund's portfolio and in the benchmark (if mentioned) respectively.

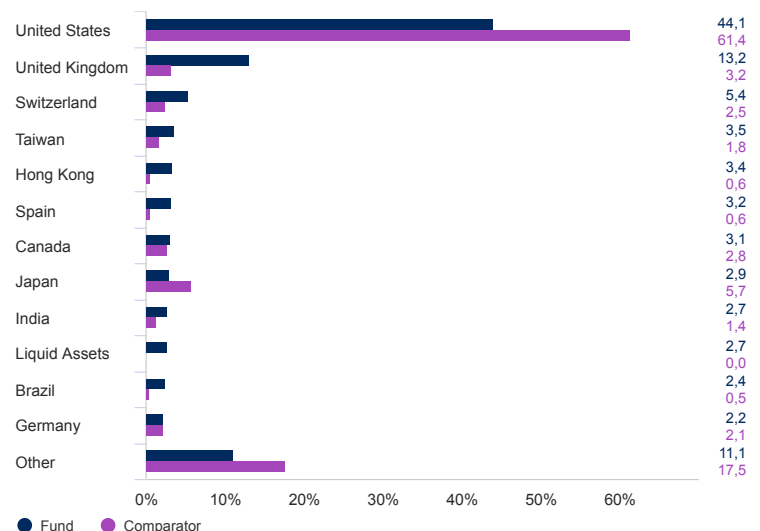
Asset allocation

Source: Schroders. Top holdings and asset allocation are at fund level.

Sector (%)

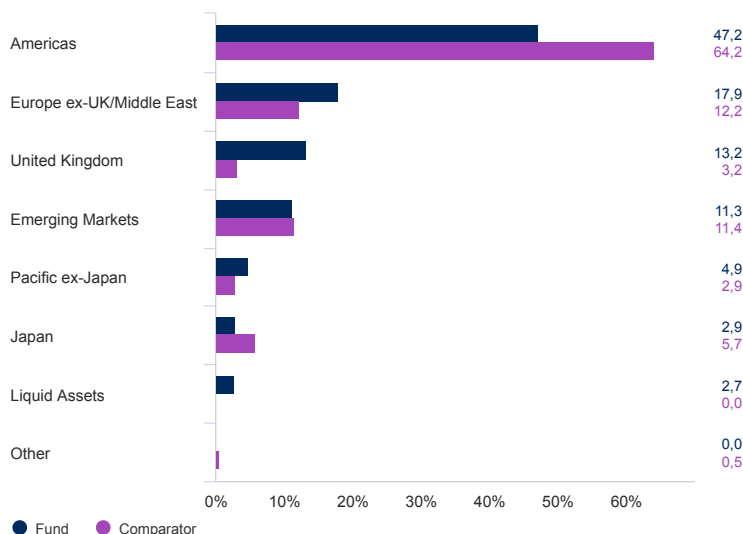


Geographical Breakdown (%)



C Accumulation USD | Data as at 30.11.2021

Region (%)



Top 10 holdings (%)

Holding name	%
Microsoft Corp	5,8
Alphabet Inc	4,4
Texas Instruments Inc	3,5
Taiwan Semiconductor Manufacturing Co Ltd	3,5
AIA Group Ltd	3,4
Reckitt Benckiser Group PLC	3,4
Nestle SA	3,3
Thermo Fisher Scientific Inc	3,3
Anthem Inc	3,3
Bunzl PLC	3,1

Additional Info

Name of the manager, trustee and/or custodian and relevant contact details

Management Company Schroder Investment Management (Europe) S.A.
5, rue Höhenhof
1736 Senningerberg
Grand Duchy of Luxembourg
Tel.: +27 87 806 9602 / +27 63 617 9954
Website: www.schroders.co.za
Email: Southafrica@schroders.com

Mandatory Disclosures

- Collective investment schemes are generally medium to long-term investments;
- The value of participatory interests or the investment may go down as well as up;
- Past performance is not necessarily a guide to future performance;
- Collective investment schemes are traded at ruling prices and can engage in borrowing and scrip lending;
- A schedule of fees and charges and maximum commissions is available on request from the management company;
- The management company does not provide any guarantee either with respect to the capital or the return of a portfolio;
- The management company has a right to close the portfolio to new investors in order to manage it more efficiently in accordance with its mandate.

Custodian

J.P. Morgan Bank Luxembourg S.A.
European Bank & Business Centre
6 route de Trèves
2633 Senningerberg
Grand Duchy of Luxembourg

Equity Fund Distribution dates and value distributed per participatory interest over the past 12 months

Please refer to the dividend calendar on the following website:
<http://www.schroders.com/en/za/intermediary/literature/legal-documents/>

The net asset value of the portfolio is published daily on the following website:

<http://www.schroders.com/en/za/intermediary/fund-centre/prices-and-performance/>

Asset Manager

Schroder Investment Management Limited
1 London Wall Place
London EC2Y 5AU United Kingdom
Tel: (+44) 20 7658 7941
Fax: (+44) 20 7658 3512
Website: www.schroders.com

Portfolio category or classification or sector

Equity

C Accumulation USD | Data as at 30.11.2021

Benchmark and corporate action information

Some performance differences between the fund and the benchmark may arise because the fund performance is calculated at a different valuation point from the benchmark. On 02.11.2017 Schroder ISF Global Demographic Opportunities changed its name to Schroder ISF Global Sustainable Growth. With effect from 01.02.2011, the Fund, previously named Schroder ISF Global Demographics & Wealth Dynamics, changed its name to Schroder ISF Global Demographic Opportunities. The fund does not have a target benchmark. The fund's performance should be compared against the MSCI AC World (Net TR) index. The comparator benchmark is only included for performance comparison purposes and does not have any bearing on how the investment manager invests the fund's assets. The fund's investment universe is expected to overlap materially with the components of the comparator benchmark. The investment manager invests on a discretionary basis and there are no restrictions on the extent to which the fund's portfolio and performance may deviate from the comparator benchmark. The investment manager will invest in companies or sectors not included in the comparator benchmark. The comparator benchmark has been selected because the investment manager believes that the benchmark is a suitable comparison for performance purposes given the fund's investment objective and policy. The benchmark(s) does/do not take into account the environmental and social characteristics or sustainable objective (as relevant) of the fund.

Source and ratings information

Source of all performance data, unless otherwise stated: Morningstar, bid to bid, net income reinvested, net of fees.

Impact scores: These are generated using Schroders' proprietary tool, SustainEx™, which provides an estimate of the potential social or environmental impact that a company or other issuer may create. It does this by using certain metrics with respect to that issuer and quantifying the positive and negative impacts of each of those metrics in economic terms to produce an aggregate measure. Not all of those metrics are represented in the impact scores on 'People' and 'Planet' and how those scores are generated may change over time. It utilises and is reliant on third party data (including third party estimates) as well as Schroders' own modelling assumptions, and the outcome differs from other sustainability tools and measures. Where SustainEx™ relies on data and estimates produced by third parties, Schroders seeks to ensure that such data and estimates are accurate, but Schroders cannot and does not warrant the accuracy, completeness and adequacy of such third party data and estimates. Like any model, SustainEx™ will evolve and develop over time as Schroders continues to assess, refine and add to the metrics and their relative contributions. Generating SustainEx™ scores involves an element of judgment and subjectivity across the different metrics chosen by Schroders, and accordingly Schroders does not accept any liability arising from any inaccuracy or omission in, or the use of or reliance on, SustainEx™ scores. As the model evolves, changes made to how metrics are applied may result in changes to the SustainEx™ score of any issuer and ultimately the overall fund/portfolio score. At the same time, of course, the issuer's SustainEx performance might improve or deteriorate. Schroders' proprietary tools, including SustainEx, may not cover all of the fund's holdings from time to time, in which case Schroders may use a range of alternative methods to assess the relevant holding. In addition, certain types of assets (such as cash and certain equivalent securities such as gilts) are treated as neutral and are therefore not considered by our proprietary tools. The SustainEx scores show month-end data. Where a fund maintains a higher overall sustainability score than its sustainability benchmark based on the investment manager's rating system, this means that the fund's weighted average score in SustainEx over the previous six month period will be higher than the benchmark's score in SustainEx over the same period, based on month-end data. Where a fund has different sustainability criteria (for example, it invests a minimum proportion of its assets in sustainable investments or maintains a positive absolute sustainability score), the fund's weighted average score in SustainEx is shown here for information and illustrative purposes only.

The **European SRI Transparency** logo signifies that the Schroders commits to provide accurate, adequate and timely information to enable stakeholders, in particular consumers, to understand the Sustainable Responsible Investment (SRI) policies and practices relating to the fund. Detailed information about the European SRI Transparency Code can be found on www.eurosif.org, and information of the SRI policies and practices of the fund can be found on our website. The Transparency Code is managed by **Eurosif**, an independent organisation. The European SRI Transparency Logo reflects the fund manager's commitment as detailed above and should not be taken as an endorsement of any particular company, organisation or individual. Eurosif is not responsible for the completeness or the accuracy of the disclosure in this documentation.

Morningstar Sustainability Rating: The Sustainability Rating is stated as of "reporting date". Sustainalytics provides company-level analysis used in the calculation of Morningstar's Sustainability Rating [Historical Sustainability Score]. © 2021 Morningstar. All rights reserved. The rating of the fund: (1) is proprietary to Morningstar and/or its content providers; (2) may not be copied or distributed; and (3) is not warranted to be accurate, complete or timely. Neither Morningstar nor its content providers are responsible for any damages or losses arising from any use of the rating. Past performance is no guarantee of future results

MSCI ESG Research rating: Produced by MSCI ESG Research as of the "reporting date". MSCI ESG Research LLC's ("MSCI ESG") Fund Metrics and Ratings (the "Information") provide environmental, social and governance data with respect to underlying securities within more than 31,000 multi-asset class mutual funds and ETFs globally. MSCI ESG is a registered investment adviser under the U.S. Investment Advisers Act of 1940. MSCI ESG materials have not been submitted to, nor received approval from, the U.S. Securities and Exchange Commission or any other regulatory body. None of the Information constitutes an offer to buy or sell, or a promotion or recommendation of, any security, financial instrument or product or trading strategy, nor should it be taken as an indication or guarantee of any future performance, analysis, forecast or prediction. The Information should not be used to determine which securities to buy or sell or when to buy or sell them. The Information is provided "as is" and the user of the Information assumes the entire risk of any use it may make or permit to be made of the Information.

Schroders uses SustainEx™ to estimate the net impact of an investment portfolio having regard to certain sustainability measures in comparison to a product's benchmark where relevant. It does this using third party data as well as Schroders own estimates and assumptions and the outcome may differ from other sustainability tools and measures.

C Accumulation USD | Data as at 30.11.2021

Important information

This document does not constitute an offer to anyone, or a solicitation by anyone, to subscribe for shares of Schroder International Selection Fund (the "Company"). Nothing in this document should be construed as advice and is therefore not a recommendation to buy or sell shares. Subscriptions for shares of the Company can only be made on the basis of its Minimum Disclosure Document and prospectus, together with the latest audited annual report (and subsequent unaudited semi-annual report, if published), copies of which can be obtained, free of charge, from Schroder Investment Management (Europe) S.A. Schroders has expressed its own views and opinions in this document and these may change. Issued by Schroders Investment Management Ltd registration number: 01893220 (Incorporated in England and Wales) is authorised and regulated in the UK by the Financial Conduct Authority and an authorised financial services provider in South Africa FSP No: 48998. Schroders will be a data controller in respect of your personal data. For information on how Schroders might process your personal data, please view our Privacy Policy available at www.schroders.com/en/privacy-policy or on request should you not have access to this webpage. Third party data is owned or licensed by the data provider and may not be reproduced or extracted and used for any other purpose without the data provider's consent. Third party data is provided without any warranties of any kind. The data provider and issuer of the document shall have no liability in connection with the third party data. The Prospectus and/or www.schroders.com contains additional disclaimers which apply to the third party data.