

C Accumulation USD | Data as at 30.06.2021

Fund objectives and investment policy

The fund aims to provide capital growth in excess of the MSCI World (Net TR) Index after fees have been deducted over a three to five year period by investing in equities of companies worldwide that have suffered a severe set back in either share price or profitability.

Relevant risk as associated with this Fund are shown overleaf and should be carefully considered before making any investment. Above is the Investment Objective of the fund. For details on the fund's Investment Policy please see the KIID.

Past Performance is not a guide to future performance and may not be repeated. The value of investments and the income from them may go down as well as up and investors may not get back the amounts originally invested. Exchange rate changes may cause the value of any overseas investments to rise or fall.

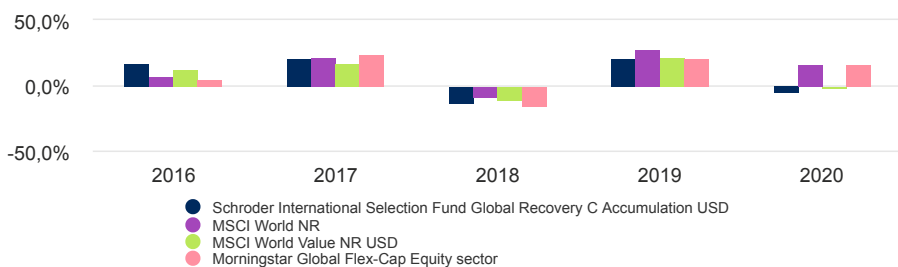
Share class performance (%)

Cumulative performance	1 month	3 months	YTD	1 year	3 years	5 years	Since inception
Share class (Net)	-1,6	4,2	19,7	58,1	24,7	71,6	70,8
Target	1,5	7,7	13,0	39,0	52,1	99,6	129,2
Comparator 1	-1,4	4,7	14,7	37,9	27,5	59,7	74,4
Comparator 2	-0,0	6,6	12,3	43,7	35,5	75,1	80,8

Discrete yearly performance	Jun 16 - Jun 17	Jun 17 - Jun 18	Jun 18 - Jun 19	Jun 19 - Jun 20	Jun 20 - Jun 21
Share class (Net)	33,0	3,4	2,2	-22,8	58,1
Target	18,2	11,1	6,3	2,8	39,0
Comparator 1	18,7	5,6	4,2	-11,3	37,9
Comparator 2	18,5	9,1	-2,6	-3,2	43,7

Annualized performance (%)	3 years	5 years	Since inception
Share class (Net)	7,6	11,4	7,2
Target	15,0	14,8	11,3
Comparator 1	8,4	9,8	7,5
Comparator 2	10,6	11,9	8,0

Performance over 5 years (%)



The performance is calculated for the portfolio. The individual investor performance may differ as a result of initial fees, the actual investment date, the date of reinvestment and dividend withholding tax. All fund performance data are on a NAV to NAV basis, net income reinvested and net of ongoing charges and transaction costs. Data is not available for the time periods with no % growth stated. In case a share class is created after the fund's launch date, a simulated past performance is used, based upon the performance of an existing share class within the fund, taking into account the difference in the ongoing charges and the portfolio transaction costs, and including the impact of any performance fees if applicable.

Fund facts

Fund manager	Liam Nunn Andrew Lyddon Simon Adler Nick Kirrage
Managed fund since	28.02.2020 ; 09.10.2013 ; 01.11.2018 ; 09.10.2013
Fund management company	Schroder Investment Management (Europe) S.A.
Domicile	Luxembourg
Fund launch date	09.10.2013
Share class launch date	09.10.2013
Fund base currency	USD
Share class currency	USD
Fund size (Million)	USD 728,01
Number of holdings	53
Target	MSCI World NR
Comparator 1	MSCI World Value NR USD
Comparator 2	Morningstar Global Flex-Cap Equity sector USD
Share price end of month	USD 170,7838
Dealing frequency	Daily
Dealing cut off time	13.00 Luxembourg time on Dealing Day
Distribution frequency	No Distribution
High/Low annual return	5,84 / -29,88

Fees & expenses

Annual management fee	0,65%
Ongoing charge	0,95%
Redemption fee	0,00%
Max entry charge	1,00%
TER	1,06%

Purchase details

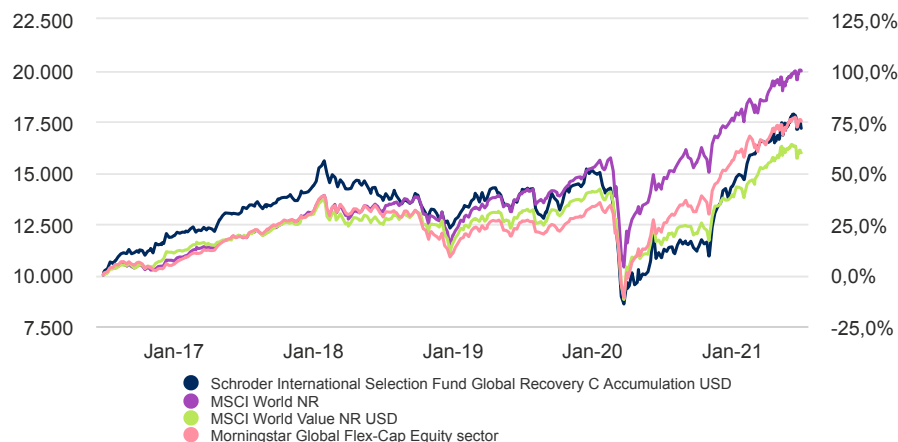
Minimum initial subscription	USD 1.000 ; EUR 1.000 or their near equivalent in any other freely convertible currency.
------------------------------	--

Codes

ISIN	LU0956908312
Bloomberg	SISGRUC LX
SEDOL	BCW3T92
Reuters code	LU0956908312.LUF

C Accumulation USD | Data as at 30.06.2021

5 year return of USD 10.000



The chart is for illustrative purposes only and does not reflect an actual return on any investment.

Returns are calculated bid to bid (which means performance does not include the effect of any initial charges), net income reinvested, net of fees.

Risk considerations

Performance risk: Investment objectives express an intended result but there is no guarantee that such a result will be achieved. Depending on market conditions and the macro economic environment, investment objectives may become more difficult to achieve.

Please see the KIID and Prospectus for a full list of risk considerations applicable to this fund.

Synthetic risk & reward indicator (SRI)

LOWER RISK Potentially lower reward **HIGHER RISK** Potentially higher reward



The risk category was calculated using historical performance data and may not be a reliable indicator of the fund's future risk profile. The fund's risk category is not guaranteed to remain fixed. Please see the Key Investor Information Document for more information.

Risk statistics & financial ratios

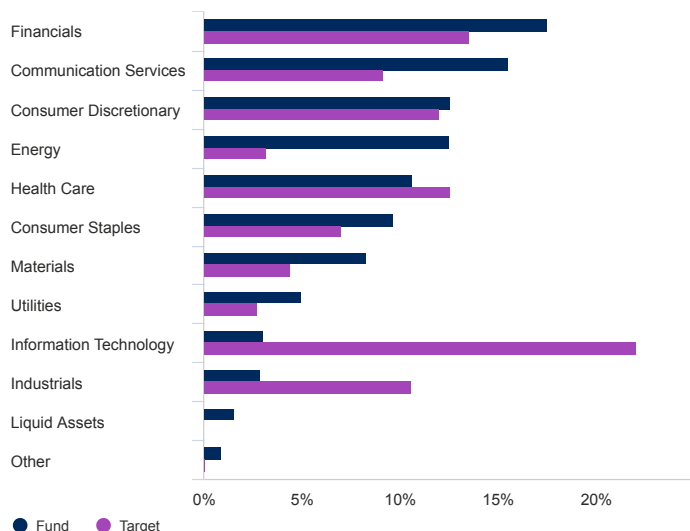
	Fund	Target
Annual volatility (%) (3y)	25,1	18,2
Alpha (%) (3y)	-8,3	-
Beta (3y)	1,2	-
Sharpe ratio (3y)	0,4	0,8
Information ratio (3y)	-0,6	-
Dividend Yield (%)	2,8	-
Price to book	1,0	-
Price to earnings	13,9	-
Predicted Tracking error (%)	10,1	-

Source: Morningstar, and Schroders for the Predicted tracking error. The above ratios are based on bid to bid price based performance data. These financial ratios refer to the average of the equity holdings contained in the fund's portfolio and in the benchmark (if mentioned) respectively.

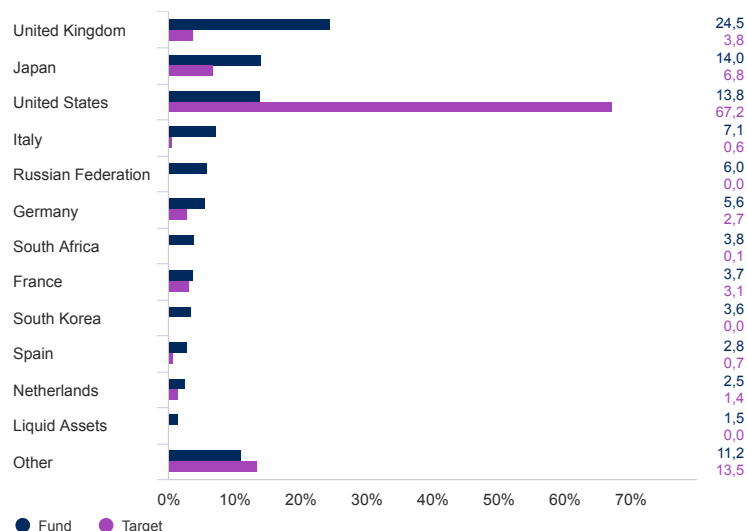
Asset allocation

Source: Schroders. Top holdings and asset allocation are at fund level.

Sector (%)

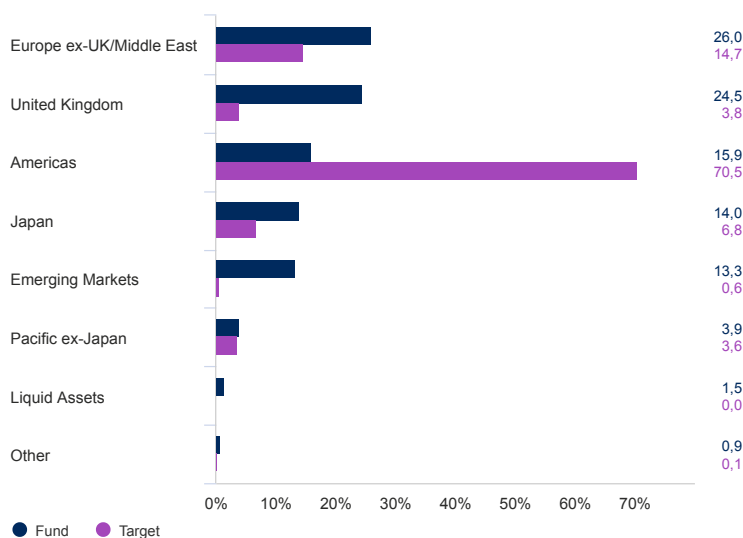


Geographical Breakdown (%)



C Accumulation USD | Data as at 30.06.2021

Region (%)



Top 10 holdings (%)

Holding name	%
Eni SpA	3,0
Repsol SA	2,8
BT Group PLC	2,6
GlaxoSmithKline PLC	2,6
Centrica PLC	2,6
UniCredit SpA	2,6
Nikon Corp	2,5
ING Groep NV	2,5
LUKOIL PJSC	2,5
Dentsu Group Inc	2,4

Share class available

	C Accumulation USD	C Distribution USD
Distribution frequency	No Distribution	Annually
ISIN	LU0956908312	LU1046231582
Bloomberg	SISGRUC LX	SCHGRVC LX
SEDOL	BCW3T92	BKXP829

Additional Info

Name of the manager, trustee and/or custodian and relevant contact details

Management Company Schroder Investment Management (Europe) S.A.

5, rue Höhenhof
1736 Senningerberg
Grand Duchy of Luxembourg
Tel.: +27 87 806 9602 / +27 63 617 9954
Website: www.schroders.co.za
Email: Southafrica@schroders.com

Equity Fund Distribution dates and value distributed per participatory interest over the past 12 months

Please refer to the dividend calendar on the following website:
<http://www.schroders.com/en/za/intermediary/literature/legal-documents/>

The net asset value of the portfolio is published daily on the following website:

<http://www.schroders.com/en/za/intermediary/fund-centre/prices-and-performance/>

Asset Manager

Schroder Investment Management Limited
1 London Wall Place
London EC2Y 5AU United Kingdom
Tel: (+44) 20 7658 7941
Fax: (+44) 20 7658 3512
Website: www.schroders.com

Portfolio category or classification or sector

Equity

Registered portfolio name

Schroder ISF Global Recovery

Mandatory Disclosures

- Collective investment schemes are generally medium to long-term investments;
- The value of participatory interests or the investment may go down as well as up;
- Past performance is not necessarily a guide to future performance;
- Collective investment schemes are traded at ruling prices and can engage in borrowing and scrip lending;
- A schedule of fees and charges and maximum commissions is available on request from the management company;
- The management company does not provide any guarantee either with respect to the capital or the return of a portfolio;
- The management company has a right to close the portfolio to new investors in order to manage it more efficiently in accordance with its mandate.

Custodian

J.P. Morgan Bank Luxembourg S.A.
European Bank & Business Centre
6 route de Trèves
2633 Senningerberg
Grand Duchy of Luxembourg

C Accumulation USD | Data as at 30.06.2021

Benchmark and corporate action information

Some performance differences between the fund and the benchmark may arise because the fund performance is calculated at a different valuation point from the benchmark. The fund's performance should be assessed against its target benchmark, being to exceed the MSCI World (TR) index and compared against the MSCI World Value (Net TR) index and the Morningstar Global Flex-Cap Equity Category. The fund's investment universe is expected to overlap to a limited extent with the components of the target benchmark and the MSCI World Value (Net TR) index. The comparator benchmarks are only included for performance comparison purposes and do not have any bearing on how the investment manager invests the fund's assets. The investment manager invests on a discretionary basis and there are no restrictions on the extent to which the fund's portfolio and performance may deviate from the target benchmark or the MSCI World Value (Net TR) index. The investment manager will invest in companies or sectors not included in the target benchmark or the MSCI World Value (Net TR) index in order to take advantage of specific investment opportunities. The target benchmark has been selected because it is representative of the type of investments in which the fund is likely to invest, and it is, therefore, an appropriate target in relation to the return that the fund aims to provide. Any comparator benchmark has been selected because the investment manager believes that the benchmark is a suitable comparison for performance purposes given the fund's investment objective and policy.

Source and ratings information

Source of all performance data, unless otherwise stated: Morningstar, bid to bid, net income reinvested, net of fees.

Important information

This document does not constitute an offer to anyone, or a solicitation by anyone, to subscribe for shares of Schroder International Selection Fund (the "Company"). Nothing in this document should be construed as advice and is therefore not a recommendation to buy or sell shares. Subscriptions for shares of the Company can only be made on the basis of its Minimum Disclosure Document and prospectus, together with the latest audited annual report (and subsequent unaudited semi-annual report, if published), copies of which can be obtained, free of charge, from Schroder Investment Management (Europe) S.A. Schroders has expressed its own views and opinions in this document and these may change. Issued by Schroders Investment Management Ltd registration number: 01893220 (Incorporated in England and Wales) is authorised and regulated in the UK by the Financial Conduct Authority and an authorised financial services provider in South Africa FSP No: 48998. Third party data is owned or licensed by the data provider and may not be reproduced or extracted and used for any other purpose without the data provider's consent. Third party data is provided without any warranties of any kind. The data provider and issuer of the document shall have no liability in connection with the third party data. The Prospectus and/or www.schroders.com contains additional disclaimers which apply to the third party data.