

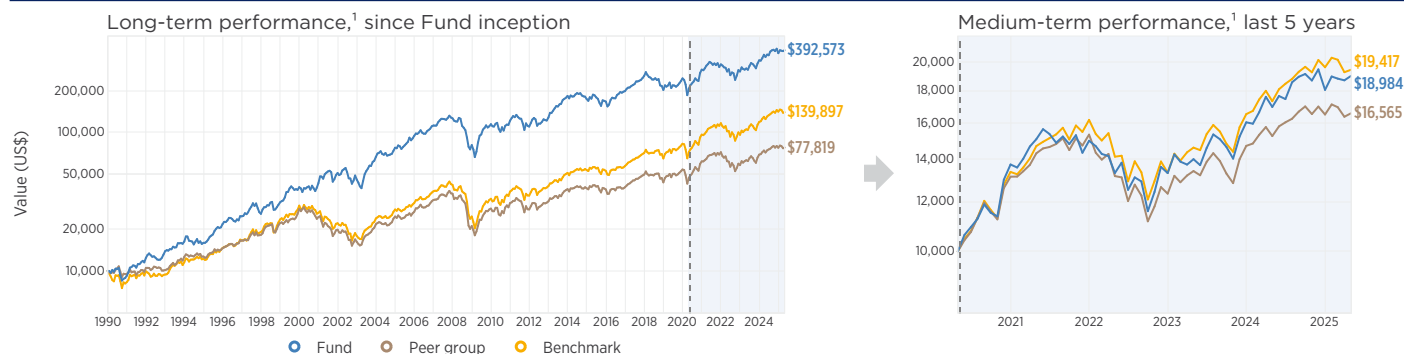
Orbis Global Equity Fund

Shared Investor Refundable Reserve Fee Share Class (A) ("Shared Investor RRF Class (A)")

The Fund is designed to be exposed to all of the risks and rewards of selected global equities. It aims to earn higher returns than world stockmarkets, without greater risk of loss. The performance fee benchmark ("Benchmark") of the Class is the MSCI World Index, including income, after withholding taxes ("MSCI World Index"). Currency exposure is managed separately to equity exposure.

Price	US\$392.32	Benchmark	MSCI World Index
Pricing currency	US dollars	Peer group	Average Global Equity Fund Index
Domicile	Bermuda	Fund size	US\$6.1 billion
Type	Open-ended mutual fund	Fund inception	1 January 1990
Minimum investment	US\$50,000	Strategy size	US\$22.7 billion
Dealing	Daily	Strategy inception	1 January 1990
Entry/exit fees	None	Class inception	14 May 2020
ISIN	BMG6766GI244		

Growth of US\$10,000 investment, net of fees, dividends reinvested



The Shared Investor RRF Class (A) inception on 14 May 2020 (date indicated by dashed line above), but the Class continued to charge the fee that the Investor Share Class would have charged, reduced by 0.3% per annum,² with reference to the FTSE World Index, including income, before withholding taxes ("FTSE World Index") from inception to 15 May 2023. Information for the Fund for the period before the inception of the Shared Investor RRF Class (A) relates to the Investor Share Class. Information for the Benchmark for the period before 15 May 2023 relates to the FTSE World Index.

Returns¹ (%)

	Fund	Peer group	Benchmark
Annualised	<i>Net</i>		<i>Gross</i>
Since Fund inception	10.9	6.0	7.8
35 years	11.1	6.1	8.4
10 years	7.7	6.5	9.6
5 years	13.7	10.6	14.2
Since Class inception	Class	Peer group	Benchmark
Since Class inception	14.2	11.4	14.9
3 years	12.5	7.9	11.2
1 year	12.0	8.7	12.2
Not annualised			
Calendar year to date	5.2	0.4	(0.9)
3 months	0.2	(3.2)	(4.3)
1 month	1.6		0.9
		Year	Net %
Best performing calendar year since Fund inception		2003	45.7
Worst performing calendar year since Fund inception		2008	(35.9)

Risk Measures,¹ since Fund inception

	Fund	Peer group	Benchmark
Historic maximum drawdown (%)	50	52	54
Months to recovery	42	73	66
Annualised monthly volatility (%)	16.5	14.4	15.3
Beta vs Benchmark	0.9	0.9	1.0
Tracking error vs Benchmark (%)	8.7	4.0	0.0

Portfolio Concentration & Characteristics

% of NAV in top 25 holdings	63
Total number of holdings	73
12 month portfolio turnover (%)	67
12 month name turnover (%)	39
Active share (%)	95

Geographical & Currency Allocation (%)

Region	Equity	Currency	Benchmark
Developed Markets	74	88	100
United States	38	41	71
United Kingdom	14	9	4
Continental Europe	11	13	13
Japan	8	17	6
Other	4	8	6
Emerging Markets	21	12	0
Net Current Assets	4	0	0
Total	100	100	100

Top 10 Holdings

	MSCI Sector	%
QXO	Industrials	5.9
Corpay	Financials	5.1
Nintendo	Communication Services	4.9
Elevance Health	Health Care	4.8
British American Tobacco	Consumer Staples	3.3
Taiwan Semiconductor Mfg.	Information Technology	2.6
BAE Systems	Industrials	2.5
Hanwha Aerospace	Industrials	2.3
Rolls-Royce Holdings	Industrials	2.2
Interactive Brokers Group	Financials	2.1
Total		35.9

Fees & Expenses (%), for last 12 months

Ongoing charges	0.86
Base fee	0.80
Fund expenses	0.06
Performance fee/(refund)	(0.20)
Total Expense Ratio (TER)	0.66

As at 30 Apr 2025, performance fees of 0.1% of the Class' NAV were available for refund in the event of subsequent underperformance.

Orbis Fund share prices fluctuate and are not guaranteed. Returns may decrease or increase as a result of currency fluctuations. When making an investment in the Funds, an investor's capital is at risk. See Notices for important information about this Fact Sheet.

¹ Fund data for the period before 14 May 2020 relates to the Investor Share Class. Benchmark data for the period before 15 May 2023 relates to the FTSE World Index.
² This 0.3% per annum reduction was provided because investors in the Shared Investor RRF Class (A) are subject to an additional administrative fee, as they separately agree with Allan Gray Proprietary Limited (or one of its affiliates) from time to time.

Orbis Global Equity Fund

Shared Investor Refundable Reserve Fee Share Class (A) (“Shared Investor RRF Class (A)”)

This Fact Sheet is a Minimum Disclosure Document and a monthly General Investor Report as required by the South African Financial Sector Conduct Authority.

Investment Manager	Orbis Investment Management Limited
Fund Inception date	1 January 1990
Class Inception date (Shared Investor RRF Class (A))	14 May 2020
Number of shares (Shared Investor RRF Class (A))	3,406,971
Income distributions during the last 12 months	None

Fund Objective and Benchmark

The Fund is designed for investors who have made the “asset allocation” decision to invest a predetermined amount in global equities. It seeks higher returns than the average of the world’s equity markets, without greater risk of loss. A benchmark is used by the Fund for two purposes: performance comparison (the “Fund Benchmark”) and performance fee calculation (the “Performance Fee Benchmark”). The Fund Benchmark is the FTSE World Index, including income, before the deduction of withholding taxes (“FTSE World Index”). The Performance Fee Benchmark of the Shared Investor RRF Class (A) is the MSCI World Index, including income and after deduction of withholding taxes.

How We Aim to Achieve the Fund’s Objective/Adherence to Objective

The Fund is actively managed and seeks to remain virtually fully invested in and exposed to global stockmarkets. It invests in equities considered to offer superior fundamental value. These equities are selected using extensive proprietary investment research. Orbis devotes a substantial proportion of its business efforts to detailed “bottom up” investment research conducted with a long-term perspective, believing that such research makes superior long-term performance attainable. The lower the price of a share as compared to its assessed intrinsic value, the more attractive Orbis considers the equity’s fundamental value. The Investment Manager believes that over the long term, equity investing based on this approach offers superior returns and reduces the risk of loss. The Fund may, to the extent permitted by its investment restrictions, also periodically hold cash and cash equivalents when Orbis believes this to be consistent with the Fund’s investment objective.

Exchange rate fluctuations significantly influence global investment returns. For this reason, part of Orbis’ research effort is devoted to forecasting currency trends. Taking into account these expected trends, Orbis actively reviews the Fund’s currency exposure. In doing so, Orbis places particular focus on managing the Fund’s exposure to those currencies considered less likely to hold their long-term value. The Fund’s currency deployment therefore frequently differs significantly from the geographic deployment of its selected equities.

The Fund does not seek to mirror the Fund Benchmark but may instead deviate meaningfully from it in pursuit of superior long-term capital appreciation.

The net returns of the Shared Investor RRF Class (A) from its inception on 14 May 2020, stitched with the net returns of the Investor Share Class from the Fund’s inception to 14 May 2020, have outperformed the stitched Performance Fee Benchmarks of the respective classes. The Fund will experience periods of underperformance in pursuit of its long-term objective.

Management Fee

As is described in more detail in the Fund’s Prospectus, the Fund’s various share classes bear different management fees. The fees are designed to align the Investment Manager’s interests with those of investors in the Fund.

The Shared Investor RRF Class (A)’s management fee is charged as follows:

- **Base Fee:** Calculated and accrued daily at a rate of 0.8% per annum of the Class’ net asset value. Investors separately pay an administrative fee directly to Allan Gray Proprietary Limited or one of its affiliates. The Investment Manager or one of its affiliates is entitled to receive a separate fee from Allan Gray Proprietary Limited or one of its affiliates in connection with this administrative fee, related to services the Investment Manager and its affiliates provide to Allan Gray Proprietary Limited or its affiliates.
- **Refundable Performance Fee:** When the performance of the Shared Investor RRF Class (A) (after deducting the Base Fee and an additional 0.3% per annum, which is deemed to be representative of the aforementioned administrative fee) beats the Performance Fee Benchmark over the period from one dealing day to the next, 25% of the value of the outperformance is paid into a reserve and reinvested into the Fund. If the value of the reserve is positive on any dealing day, the Investment Manager is entitled to a performance fee in an amount capped at the lesser of an annualised rate of (a) one-third of the reserve’s net asset value and (b) 2.5% of the net asset value of the Shared Investor RRF Class (A). Fees paid from the reserve to the Investment Manager are not available to be refunded as described below.

When the performance of the Shared Investor RRF Class (A) (after deducting the Base Fee and the aforementioned additional 0.3% per annum) trails the Performance Fee Benchmark over the period from one dealing day to the next, 25% of the value of the underperformance is refunded from the reserve to the Shared Investor RRF Class (A). If at any time sufficient value does not exist in the reserve to provide the refund, a reserve recovery mark is set, and subsequent underperformance is tracked. Such relative losses must be recovered before any outperformance results in any payment to the reserve.

Prior to 15 May 2023, the Shared Investor RRF Class (A) charged the fee that the Investor Share Class would have charged, reduced by 0.3% per annum, with reference to the FTSE World Index. Numerous investors switched to the Shared Investor RRF Class (A) from the Investor Share Class. This temporary measure ensured that the fees paid by investors accounted for underperformance experienced by the Investor Share Class before the inception date of the Shared Investor RRF Class (A).

Please review the Fund’s prospectus for additional detail and for a description of the management fee borne by the Fund’s other share classes.

Orbis Global Equity Fund

Shared Investor Refundable Reserve Fee Share Class (A) (“Shared Investor RRF Class (A)”)

Fees, Expenses and Total Expense Ratio (TER)

In addition to the fees payable to its Investment Manager, the Fund bears operating costs, including the costs of maintaining its stock exchange listing, Bermuda government fees, legal and auditing fees, reporting expenses, the cost of preparing its Prospectus and communication costs. Finally, the Fund incurs costs when buying or selling underlying investments. Operating costs (excluding the Investment Manager’s fees, the cost of buying and selling assets, interest and brokerage charges and certain taxes) attributable to the Fund’s Shared Investor RRF Class (A) are currently capped at 0.15% per annum of the net asset value of that class.

Where an investor subscribes or redeems an amount representing 5% or more of the net asset value of the Fund, the Investment Manager may cause the Fund to levy a fee of 0.40% of the net asset value of the Fund’s shares being acquired or redeemed.

The annual management fees charged are included in the TER. The TER is a measure of the actual expenses incurred by the Class over a 12 month period, excluding trading costs. Since Fund and Class returns are quoted after deduction of these expenses, the TER should not be deducted from the published returns. Expenses may vary, so the current TER is not a reliable indicator of future TERs.

Risk/Reward Profile

- The Fund is designed for investors who have made the “asset allocation” decision to invest a predetermined amount in global equities.
- Investments in the Fund may suffer capital loss.
- Investors should understand that the Investment Manager generally assesses an equity investment’s attractiveness using a three-to-five year time horizon.

Changes in the Fund’s Top 10 Holdings

31 January 2025	%	30 April 2025	%
Corpay (was FLEETCOR)	6.0	QXO	5.9
QXO	5.9	Corpay (was FLEETCOR)	5.1
Elevance Health	4.5	Nintendo	4.9
Alphabet	4.4	Elevance Health	4.8
Nintendo	4.3	British American Tobacco	3.3
Interactive Brokers Group	4.3	Taiwan Semiconductor Mfg.	2.6
RXO	3.0	BAE Systems	2.5
Taiwan Semiconductor Mfg.	2.9	Hanwha Aerospace	2.3
Global Payments	2.8	Rolls-Royce Holdings	2.2
British American Tobacco	2.5	Interactive Brokers Group	2.1
Total	40.7	Total	35.9

Past performance is not a reliable indicator of future results. Orbis Fund share prices fluctuate and are not guaranteed. Returns may decrease or increase as a result of currency fluctuations. When making an investment in the Funds, an investor’s capital is at risk.

Orbis Global Equity Fund

Additional Information

South African residents should contact Allan Gray Unit Trust Management (RF) Proprietary Limited at 0860 000 654 (toll free from within South Africa) or offshore_direct@allangray.co.za to receive, free of charge, additional information about a proposed investment (including Prospectus, application forms, annual reports and a schedule of fees, charges and maximum commissions). The Investment Manager can be contacted at +1 441 296 3000 or clientservice@orbis.com. The Fund's Custodian is Citibank N.A., New York Offices, 388 Greenwich Street, New York, New York 10013, U.S.A. All information provided herein is subject to the more detailed information provided in the Fund's Prospectus.

Share Price and Transaction Cut Off Times

Share prices are calculated for the Investor Share Class(es), on a net asset value basis by share class, normally as of 5:30 pm (Bermuda time), (a) each Thursday (or, if a Thursday is not a business day, the preceding business day), (b) on the last business day of each month and/or (c) any other days in addition to (or substitution for) any of the days described in (a) or (b), as determined by the Investment Manager or Manager (as indicated in the Fund's prospectus) without notice. Share prices are calculated for the (i) Standard Share Class(es), (ii) Standard Share Class(es) (A), (iii) Shared Investor Refundable Reserve Fee Share Class(es) and (iv) Shared Investor Refundable Reserve Fee Share Class(es) (A) on a net asset value basis by share class, normally as of 5:30 pm (Bermuda time), (a) each business day and/or (b) any other days in addition to (or substitution for) any of the days described in (a), as determined by the Investment Manager or Manager (as indicated in the Fund's prospectus) without notice.

Subscriptions are only valid if made on the basis of the Fund's current Prospectus. To be processed on a given dealing day: subscription requests into an Orbis Fund that is not an Orbis SICAV Fund must be submitted by 5:00 pm on that dealing day; subscription requests into an Orbis Fund that is an Orbis SICAV Fund must be submitted by 5:30 pm; redemption requests from an Orbis Fund that is not an Orbis SICAV Fund must be submitted by 12 noon; redemption requests from an Orbis Fund that is an Orbis SICAV Fund must be submitted by 5:30 pm; requests to switch from an Orbis Fund that is not an Orbis SICAV Fund to a different Orbis Fund that is also not an Orbis SICAV Fund must be submitted by 12 noon; requests to switch from an Orbis Fund that is an Orbis SICAV Fund into a different Orbis Fund that is not an Orbis SICAV Fund must be submitted by 5:00 pm; requests to switch from an Orbis Fund that is not an Orbis SICAV Fund to a different Orbis Fund that is an Orbis SICAV Fund must be submitted by 12 noon; and requests to switch from an Orbis Fund that is an Orbis SICAV Fund to a different Orbis Fund that is also an Orbis SICAV Fund must be submitted by 5:30 pm. All times given are Bermuda time, and all requests must be properly completed and accompanied by any required funds and/or information.

Share prices, updated every dealing day, are available:

- for the Shared Investor RRF Share Class(es) (A) and Standard Share Class(es) (A), from the Allan Gray Unit Trust Management (RF) Proprietary Limited's website at www.allangray.co.za, and
- for the Shared Investor RRF Share Class(es), Standard Share Class(es), and Investor Share Class(es), from the Orbis website at www.orbis.com.

Weekly prices can be obtained via e-mail, by registering with Orbis for this service at the Orbis website at www.orbis.com.

Legal Notices

Returns are net of fees, include income and assume reinvestment of dividends. Figures quoted are for the periods indicated for a \$10,000 investment (lump sum, for illustrative purposes only). Annualised returns show the average amount earned on an investment in the Fund/share class each year over the given time period. This Report does not constitute advice nor a recommendation to buy, sell or hold, nor an offer to sell or a solicitation to buy interests or shares in the Orbis Funds or other securities in the companies mentioned in it.

Collective Investment Schemes (CIS) are generally medium to long-term investments. The value of an investment in the Fund may go down as well as up, and past performance is not a reliable indicator of future results. The Investment Manager provides no guarantee with respect to capital or the Fund's returns. CIS are traded at ruling prices and can engage in borrowing and scrip lending. Commission and incentives may be paid by investors to third parties and, if so, would be included in the overall costs. Individual investors' performance may differ as a result of investment date, reinvestment date and dividend withholding tax, as well as a levy that may apply in the case of transactions representing more than 5% of the Fund's net asset value. The Fund may be closed to new investments at any time in order to be managed in accordance with its mandate. The Fund invests in foreign securities. Depending on their markets, trading in those securities may carry risks relating to, among others, macroeconomic and political circumstances, constraints on liquidity or the repatriation of funds, foreign exchange rate fluctuations, taxation and trade settlement.

The discussion topics for the commentaries were selected, and the commentaries were finalised and approved, by Orbis Investment Management Limited, the Fund's Investment Manager. Information in this Report is based on sources believed to be accurate and reliable and provided "as is" and in good faith. The Orbis Group does not make any representation or warranty as to accuracy, reliability, timeliness or completeness of the information in this Report. To the maximum extent permitted by applicable law, the Orbis Group disclaims all liability (whether arising in contract, tort, negligence or otherwise) for any error, omission, loss or damage (whether direct, indirect, consequential or otherwise) in connection with the information in this Report.

Fund Minimum

Minimum investment amounts in the Fund are specified in the Fund's Prospectus, provided that a new investor in the Orbis Funds must open an investment account with Orbis, which may be subject to minimum investment restrictions, country restrictions and/or other terms and conditions. For more information on opening an Orbis investment account, please visit www.orbis.com.

Clients investing via Allan Gray, which includes the Allan Gray Investment Platform, an Allan Gray investment pool or otherwise through Allan Gray Nominees, remain subject to the investment minimums specified by the applicable terms and conditions.

Sources

London Stock Exchange Group plc and its group undertakings (collectively, the "LSE Group"). © LSE Group 2025. FTSE Russell is a trading name of certain of the LSE Group companies. "FTSE" is a trade mark of the relevant LSE Group companies and is used by any other LSE Group company under license. All rights in the FTSE Russell indexes or data vest in the relevant LSE Group company which owns the index or the data. Neither LSE Group nor its licensors accept any liability for any errors or omissions in the indexes or data and no party may rely on any indexes or data contained in this communication. No further distribution of data from the LSE Group is permitted without the relevant LSE Group company's express written consent. The LSE Group does not promote, sponsor or endorse the content of this communication.

MSCI: The MSCI information may only be used for your internal use, may not be reproduced or disseminated in any form and may not be used as a basis for or a component of any financial instruments or products or indices. None of the MSCI information is intended to constitute investment advice or a recommendation to make (or refrain from making) any kind of investment decision and may not be relied on as such. Historical data and analysis should not be taken as an indication or guarantee of any future performance analysis, forecast or prediction. The MSCI information is provided on an "as is" basis and the user of this information assumes the entire risk of any use made of this information. MSCI, each of its affiliates and each other person involved in or related to compiling, computing or creating any MSCI information (collectively, the "MSCI Parties") expressly disclaims all warranties (including, without limitation, any warranties of originality, accuracy, completeness, timeliness, non-infringement, merchantability and fitness for a particular purpose) with respect to this information. Without limiting any of the foregoing, in no event shall any MSCI Party have any liability for any direct, indirect, special, incidental, punitive, consequential (including, without limitation, lost profits) or any other damages. (www.msci.com).

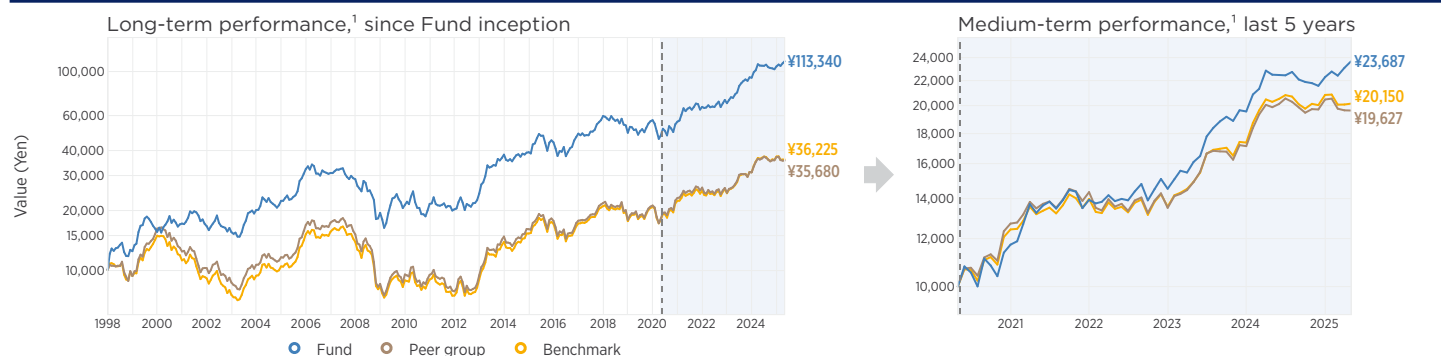
Average Fund data source and peer group ranking data source: © 2025 Morningstar. All Rights Reserved. Such information (1) is proprietary to Morningstar and/or its content providers; (2) may not be copied or distributed; and (3) is not warranted to be accurate, complete or timely. Neither Morningstar nor its content providers are responsible for any damages or losses arising from any use of this information. The latest average fund indices provided by Morningstar are for 24 April 2025. To allow comparison of returns to a common date we have extended the average equity and multi-asset class fund indices to reflect the subsequent movement of the applicable benchmark indices. Average fund returns are not shown for periods of a month or less as high price volatility and late fund reporting regularly cause them to be significantly restated by Morningstar.

Orbis SICAV Japan Equity (Yen) Fund

Shared Investor Refundable Reserve Fee Share Class (A) ("Shared Investor RRF Class (A)")

The Fund is actively managed and designed to be exposed to all of the risks and rewards of selected Japanese equities and seeks higher returns than the Japanese stockmarket, without greater risk of loss. It is predominantly exposed to the Japanese yen. The performance fee benchmark ("Benchmark") of the Class is the Tokyo Stock Price Index, including income, net of withholding taxes ("TOPIX (net)").

Growth of ¥10,000 investment, net of fees, dividends reinvested



The Shared Investor RRF Class (A) inceptioned on 14 May 2020 (date indicated by dashed line above). Information for the period before the inception of the Shared Investor RRF Class (A) relates to the Investor Share Class and its relevant benchmark, the Tokyo Stock Price Index, including income, gross of withholding taxes ("TOPIX (gross)").

Returns¹ (%)

	Fund	Peer group	Benchmark
Annualised	<i>Net</i>		<i>Gross</i>
Since Fund inception	9.3	4.8	4.8
25 years	7.9	3.3	3.8
10 years	9.4	6.9	7.6
5 years	18.8	14.4	15.0
Class	Peer group	Benchmark	
Since Class inception	19.3	14.8	15.4
3 years	19.5	13.0	14.4
1 year	5.2	(1.3)	(0.7)
Not annualised			
Calendar year to date	6.2	(4.1)	(3.3)
3 months	4.0	(4.4)	(3.4)
1 month	2.5		0.3

	Year	Net %
Best performing calendar year since Fund inception	2013	57.0
Worst performing calendar year since Fund inception	2008	(32.4)

Risk Measures,¹ since Fund inception

	Fund	Peer group	Benchmark
Historic maximum drawdown (%)	52	59	56
Months to recovery	90	95	93
Annualised monthly volatility (%)	17.4	17.4	16.8
Beta vs Benchmark	0.9	1.0	1.0
Tracking error vs Benchmark (%)	8.8	2.5	0.0

Fees & Expenses (%), for last 12 months

Ongoing charges	0.90
<i>Base fee</i>	<i>0.80</i>
<i>Fund expenses</i>	<i>0.10</i>
Performance fee/(refund)	1.59
Total Expense Ratio (TER)	2.50

As at 30 Apr 2025, performance fees of 2.5% of the Class' NAV were available for refund in the event of subsequent underperformance.

Price	¥11,334	Benchmark	TOPIX (net)
Pricing currency	Japanese yen	Peer group	Average Japan Equity Fund Index
Domicile	Luxembourg	Fund size	¥314 billion
Type	SICAV	Fund inception	1 January 1998
Minimum investment	US\$50,000	Strategy size	¥560 billion
Dealing	Daily	Strategy inception	1 January 1998
Entry/exit fees	None	Class inception	14 May 2020
ISIN	LU2122431245	UCITS compliant	Yes

Sector Allocation (%)

Sector	Fund	Benchmark
Consumer Non-Durables	50	24
Cyclicals	32	34
Information and Communications	7	8
Financials	6	14
Technology	3	19
Utilities	0	1
<i>Net Current Assets</i>	<i>2</i>	<i>0</i>
Total	100	100

Top 10 Holdings

	Sector	%
Mitsubishi Estate	Cyclicals	8.5
TSURUHA Holdings	Consumer Non-Durables	6.5
SUNDRUG	Consumer Non-Durables	6.0
Asahi Group Holdings	Consumer Non-Durables	5.3
Daiwa House Industry	Cyclicals	5.2
GMO Internet Group	Information and Communications	5.1
Persol Holdings	Consumer Non-Durables	3.9
Sugi Holdings	Consumer Non-Durables	3.8
TechnoPro Holdings	Consumer Non-Durables	3.7
T&D Holdings	Financials	3.5
Total		51.6

Portfolio Concentration & Characteristics

% of NAV in top 25 holdings	84
Total number of holdings	42
12 month portfolio turnover (%)	37
12 month name turnover (%)	21
Active share (%)	94

Orbis Fund share prices fluctuate and are not guaranteed. Returns may decrease or increase as a result of currency fluctuations. When making an investment in the Funds, an investor's capital is at risk.

See Notices for important information about this Fact Sheet.

¹ Data for the period before 14 May 2020 relates to the Investor Share Class and its relevant benchmark, the TOPIX (gross).

Orbis SICAV Japan Equity (Yen) Fund

Shared Investor Refundable Reserve Fee Share Class (A) (“Shared Investor RRF Class (A)”)

This Fact Sheet is a Minimum Disclosure Document and a monthly General Investor Report as required by the South African Financial Sector Conduct Authority.

Manager	Orbis Investment Management (Luxembourg) S.A.
Investment Manager	Orbis Investment Management Limited
Fund Inception date	1 January 1998
Class Inception date (Shared Investor RRF Class (A))	14 May 2020
Number of shares (Shared Investor RRF Class (A))	317,021
Income distributions during the last 12 months	None

Fund Objective and Benchmark

The Yen Classes of the Fund seek higher returns in yen than the Japanese stockmarket, without greater risk of loss. A benchmark is used by the Fund for two purposes: performance comparison (the “Fund Benchmark”) and performance fee calculation (the “Performance Fee Benchmark”). The Fund Benchmark is the Tokyo Stock Price Index, including income, gross of withholding taxes (“TOPIX (gross)”). The Performance Fee Benchmark of the Shared Investor RRF Class (A) is the Tokyo Stock Price Index, including income, net of withholding taxes (“TOPIX (net)”).

How We Aim to Achieve the Fund’s Objective/Adherence to Objective

The Fund is actively managed and is designed to be exposed to all the risks and rewards of selected Japanese equities. The Fund identifies as Japanese equities those equities of companies which are domiciled in Japan, whose securities trade on a Japanese stockmarket or whose business is primarily located in or linked to Japan. These equities are selected using extensive proprietary investment research undertaken by the Investment Manager and its investment advisors. Orbis devotes a substantial proportion of its business efforts to detailed “bottom up” investment research conducted with a long-term perspective, believing that such research makes superior long-term performance attainable. The lower the price of a share as compared to its assessed intrinsic value, the more attractive Orbis considers the equity’s fundamental value. The Investment Manager believes that over the long term, equity investing based on this approach offers superior returns and reduces the risk of loss.

All share classes invest in a portfolio of Japanese equities selected by the Investment Manager. The currency exposure of the Shared Investor RRF Class (A) remains as fully exposed to the yen as practicable. In addition, the Fund may, to the extent permitted by its investment restrictions, also periodically hold cash and cash equivalents when Orbis believes this to be consistent with the Fund’s investment objective.

The Fund does not seek to mirror the TOPIX (gross)/(net) and may deviate meaningfully from them in pursuit of superior long-term capital appreciation.

The net returns of the Shared Investor RRF Class (A) from its inception on 14 May 2020, stitched with the net returns of the Investor Share Class from the Fund’s inception to 14 May 2020, have outperformed the stitched Performance Fee Benchmarks of the respective classes. The Fund will experience periods of underperformance in pursuit of its long-term objective.

Risk/Reward Profile

- The Fund is aimed at investors who are seeking a portfolio the objective of which is to invest in, and be exposed to, Japanese equities.
- Investments in the Fund may suffer capital loss.
- Investors should understand that the Investment Manager generally assesses an equity investment’s attractiveness using a three-to-five year time horizon.

Management Fee

As is described in more detail in the Fund’s Prospectus, the Fund’s various share classes bear different management fees. The fees are designed to align the Manager’s and Investment Manager’s interests with those of investors in the Fund.

The Shared Investor RRF Class (A)’s management fee is charged as follows:

- **Base Fee:** Calculated and accrued daily at a rate of 0.8% per annum of the Class’ net asset value. Investors separately pay an administrative fee directly to Allan Gray Proprietary Limited or one of its affiliates. The Investment Manager or one of its affiliates is entitled to receive a separate fee from Allan Gray Proprietary Limited or one of its affiliates in connection with this administrative fee, related to services the Investment Manager and its affiliates provide to Allan Gray Proprietary Limited or its affiliates.
- **Refundable Performance Fee:** When the performance of the Shared Investor RRF Class (A) (after deducting the Base Fee and an additional 0.3% per annum, which is deemed to be representative of the aforementioned administrative fee) beats the Performance Fee Benchmark over the period from one dealing day to the next, 25% of the value of the outperformance is paid into a reserve and reinvested into the Fund. If the value of the reserve is positive on any dealing day, the Investment Manager is entitled to a performance fee in an amount capped at the lesser of an annualised rate of (a) one-third of the reserve’s net asset value and (b) 2.5% of the net asset value of the Shared Investor RRF Class (A). Fees paid from the reserve to the Investment Manager are not available to be refunded as described below.

When the performance of the Shared Investor RRF Class (A) (after deducting the Base Fee and the aforementioned additional 0.3% per annum) trails the Performance Fee Benchmark over the period from one dealing day to the next, 25% of the value of the underperformance is refunded from the reserve to the Shared Investor RRF Class (A). If at any time sufficient value does not exist in the reserve to provide the refund, a reserve recovery mark is set, and subsequent underperformance is tracked. Such related losses must be recovered before any outperformance results in any payment to the reserve.

Please review the Fund’s prospectus for additional detail and for a description of the management fee borne by the Fund’s other share classes.

Orbis SICAV Japan Equity (Yen) Fund

Shared Investor Refundable Reserve Fee Share Class (A) (“Shared Investor RRF Class (A)”)

Fees, Expenses and Total Expense Ratio (TER)

The relevant class within the Fund bears all expenses payable by such class, which shall include but not be limited to fees payable to its Manager, Investment Manager and additional service providers, fees and expenses involved in registering and maintaining governmental registrations, taxes, duties and all other operating expenses, including the cost of buying and selling assets. However, the Manager and the Investment Manager have agreed that in the current calendar year, except for specified exclusions, operating expenses attributable to the Fund’s Shared Investor RRF Class (A) will be capped at 0.20%. Please refer to the Fund’s Prospectus for a description of the fee cap applicable to its other share classes. Each cap will be automatically extended for further successive one year periods unless terminated by the Manager or the Investment Manager at least three months prior to the end of the then current term. The operating expenses that are capped are all expenses, excluding the Manager’s and Investment Managers’ fees described above under “Management Fee,” the cost of buying and selling assets, interest and brokerage charges, and certain taxes.

Where an investor subscribes or redeems an amount representing 5% or more of the net asset value of the Fund, the Manager may cause the Fund to levy a fee of 0.25% of the net asset value of the Fund’s shares being acquired or redeemed.

The annual management fees charged are included in the TER. The TER is a measure of the actual expenses incurred by the Class over a 12 month period, excluding trading costs. Since Fund and Class returns are quoted after deduction of these expenses, the TER should not be deducted from the published returns. Expenses may vary, so the current TER is not a reliable indicator of future TERs.

Changes in the Fund’s Top 10 Holdings

31 January 2025	%	30 April 2025	%
Mitsubishi Estate	7.7	Mitsubishi Estate	8.5
Asahi Group Holdings	7.6	TSURUHA Holdings	6.5
TSURUHA Holdings	5.7	SUNDRUG	6.0
SUNDRUG	5.6	Asahi Group Holdings	5.3
Daiwa House Industry	5.6	Daiwa House Industry	5.2
GMO Internet Group	4.5	GMO Internet Group	5.1
Kubota	4.2	Persol Holdings	3.9
Sugi Holdings	4.1	Sugi Holdings	3.8
T&D Holdings	3.7	TechnoPro Holdings	3.7
HASEKO	3.4	T&D Holdings	3.5
Total	52.0	Total	51.6

Past performance is not a reliable indicator of future results. Orbis Fund share prices fluctuate and are not guaranteed. Returns may decrease or increase as a result of currency fluctuations. When making an investment in the Funds, an investor’s capital is at risk.

Orbis SICAV Japan Equity Fund

Additional Information

South African residents should contact Allan Gray Unit Trust Management (RF) Proprietary Limited at 0860 000 654 (toll free from within South Africa) or offshore_direct@allangray.co.za to receive, free of charge, additional information about a proposed investment (including Prospectus, application forms, annual reports and a schedule of fees, charges and maximum commissions). The Investment Manager can be contacted at +1 441 296 3000 or clientservice@orbis.com. The Fund's Depository is Citibank Europe plc, Luxembourg Branch, 31 Z.A. Bourmicht, L-8070 Bertrange, Luxembourg. All information provided herein is subject to the more detailed information provided in the Fund's Prospectus.

Share Price and Transaction Cut Off Times

Share prices are calculated for the Investor Share Class(es), on a net asset value basis by share class, normally as of 5:30 pm (Bermuda time), (a) each Thursday (or, if a Thursday is not a business day, the preceding business day), (b) on the last business day of each month and/or (c) any other days in addition to (or substitution for) any of the days described in (a) or (b), as determined by the Investment Manager or Manager (as indicated in the Fund's prospectus) without notice. Share prices are calculated for the (i) Standard Share Class(es), (ii) Standard Share Class(es) (A), (iii) Shared Investor Refundable Reserve Fee Share Class(es) and (iv) Shared Investor Refundable Reserve Fee Share Class(es) (A) on a net asset value basis by share class, normally as of 5:30 pm (Bermuda time), (a) each business day and/or (b) any other days in addition to (or substitution for) any of the days described in (a), as determined by the Investment Manager or Manager (as indicated in the Fund's prospectus) without notice.

Subscriptions are only valid if made on the basis of the Fund's current Prospectus. To be processed on a given dealing day: subscription requests into an Orbis Fund that is not an Orbis SICAV Fund must be submitted by 5:00 pm on that dealing day; subscription requests into an Orbis Fund that is an Orbis SICAV Fund must be submitted by 5:30 pm; redemption requests from an Orbis Fund that is not an Orbis SICAV Fund must be submitted by 12 noon; redemption requests from an Orbis Fund that is an Orbis SICAV Fund must be submitted by 5:30 pm; requests to switch from an Orbis Fund that is not an Orbis SICAV Fund to a different Orbis Fund that is also not an Orbis SICAV Fund must be submitted by 12 noon; requests to switch from an Orbis SICAV Fund into a different Orbis Fund that is not an Orbis SICAV Fund must be submitted by 5:00 pm; requests to switch from an Orbis Fund that is not an Orbis SICAV Fund to a different Orbis Fund that is an Orbis SICAV Fund must be submitted by 12 noon; and requests to switch from an Orbis Fund that is an Orbis SICAV Fund to a different Orbis Fund that is also an Orbis SICAV Fund must be submitted by 5:30 pm. All times given are Bermuda time, and all requests must be properly completed and accompanied by any required funds and/or information.

Share prices, updated every dealing day, are available:

- for the Shared Investor RRF Share Class(es) (A) and Standard Share Class(es) (A), from the Allan Gray Unit Trust Management (RF) Proprietary Limited's website at www.allangray.co.za, and
- for the Shared Investor RRF Share Class(es), Standard Share Class(es), and Investor Share Class(es), from the Orbis website at www.orbis.com.

Weekly prices can be obtained via e-mail, by registering with Orbis for this service at the Orbis website at www.orbis.com.

Legal Notices

Returns are net of fees, include income and assume reinvestment of dividends. Figures quoted are for the periods indicated for a ¥10,000 or €10,000 investment (lump sum, for illustrative purposes only). Annualised returns show the average amount earned on an investment in the Fund/share class each year over the given time period. This Report does not constitute advice nor a recommendation to buy, sell or hold, nor an offer to sell or a solicitation to buy interests or shares in the Orbis Funds or other securities in the companies mentioned in it.

Collective Investment Schemes (CIS) are generally medium to long-term investments. The value of an investment in the Fund may go down as well as up, and past performance is not a reliable indicator of future results. Neither the Manager nor the Investment Manager provides any guarantee with respect to capital or the Fund's returns. Fluctuations or movements in exchange rates may cause the value of underlying international investments to go up or down. CIS are traded at ruling prices and can engage in borrowing and scrip lending. Commission and incentives may be paid by investors to third parties and, if so, would be included in the overall costs. Individual investors' performance may differ as a result of investment date, reinvestment date and dividend withholding tax, as well as a levy that may apply in the case transactions representing more than 5% of the Fund's net asset value. The Fund may be closed to new investments at any time in order to be managed in accordance with its mandate. The Fund invests in foreign securities. Depending on their markets, trading in those securities may carry risks relating to, among others, macroeconomic and political circumstances, constraints on liquidity or the repatriation of funds, foreign exchange rate fluctuations, taxation and trade settlement.

The discussion topics for the commentaries were selected, and the commentaries were finalised and approved, by Orbis Investment Management Limited, the Fund's Investment Manager. Information in this Report is based on sources believed to be accurate and reliable and provided "as is" and in good faith. The Orbis Group does not make any representation or warranty as to accuracy, reliability, timeliness or completeness of the information in this Report. To the maximum extent permitted by applicable law, the Orbis Group disclaims all liability (whether arising in contract, tort, negligence or otherwise) for any error, omission, loss or damage (whether direct, indirect, consequential or otherwise) in connection with the information in this Report.

Fund Information

Prior to 29 November 2002 the Investor Share Class of the Orbis SICAV Japan Equity (Yen) Fund was a British Virgin Islands investment company, Orbis Japan Equity (Yen) Fund Limited.

Fund Minimum

Minimum investment amounts in the Fund are specified in the Fund's Prospectus, provided that a new investor in the Orbis Funds must open an investment account with Orbis, which may be subject to minimum investment restrictions, country restrictions and/or other terms and conditions. For more information on opening an Orbis investment account, please visit www.orbis.com.

Clients investing via Allan Gray, which includes the Allan Gray Investment Platform, an Allan Gray investment pool or otherwise through Allan Gray Nominees, remain subject to the investment minimums specified by the applicable terms and conditions.

Sources

TOPIX: JPX Market Innovation & Research, Inc. TOPIX hedged into US\$ and euro are calculated by Orbis using an industry-standard methodology using the TOPIX which is in yen. No further distribution of the TOPIX data is permitted.

Average Fund data source and peer group ranking data source: © 2025 Morningstar. All Rights Reserved. Such information (1) is proprietary to Morningstar and/or its content providers; (2) may not be copied or distributed; and (3) is not warranted to be accurate, complete or timely. Neither Morningstar nor its content providers are responsible for any damages or losses arising from any use of this information. The latest average fund indices provided by Morningstar are for 24 April 2025. To allow comparison of returns to a common date we have extended the average equity and multi-asset class fund indices to reflect the subsequent movement of the applicable benchmark indices. Average fund returns are not shown for periods of a month or less as high price volatility and late fund reporting regularly cause them to be significantly restated by Morningstar.

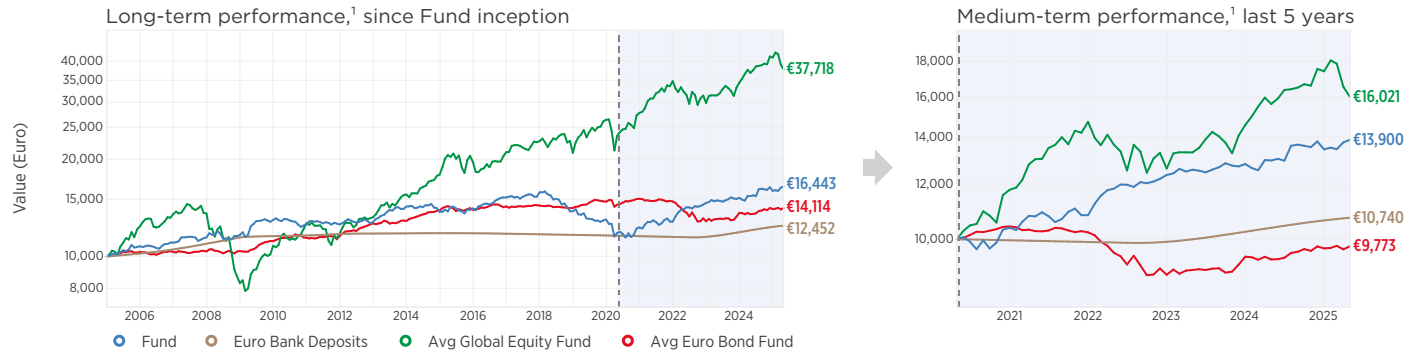
Orbis Optimal SA Fund

Euro Standard Class (A)

The Fund seeks capital appreciation in euro on a low risk global portfolio. It invests principally in a focused portfolio of selected global equities believed to offer superior relative value and employs stockmarket hedging to reduce risk of loss.

Price	€16.36	Comparators	Euro Bank Deposits
Pricing currency	Euro		Average Global Equity Fund Index
Domicile	Bermuda		Average Euro Bond Fund Index
Type	Open-ended mutual fund	Class size	€23.0 million
Minimum investment	US\$50,000	Class inception	14 May 2020
Dealing	Daily	Fund inception	1 January 2005
Entry/exit fees	None	Strategy size	€2.9 billion
ISIN	BMG6768M1525	Strategy inception	1 January 1990

Growth of €10,000 investment, net of fees, dividends reinvested



The Euro Standard Class (A) inceptioned on 14 May 2020 (date indicated by dashed line above). Information for the Fund for the period before the inception of the Euro Standard Class (A) relates to the Euro Standard Class.

Returns¹ (%)

	Fund	Euro Bank Deposits	Avg Global Equity Fund	Avg Euro Bond Fund
Annualised	<i>Net</i>		<i>Net</i>	
Since Fund inception	2.5	1.1	6.7	1.7
20 years	2.4	1.1	6.8	1.7
10 years	1.5	0.5	6.4	(0.1)
5 years	6.8	1.4	9.9	(0.5)
Class	Euro Bank Deposits	Avg Global Equity Fund	Avg Euro Bond Fund	
Since Class inception	7.3	1.5	10.3	(0.4)
3 years	5.5	2.8	5.4	0.7
1 year	7.1	3.4	2.4	4.5
Not annualised				
Calendar year to date	3.2	0.9	(8.1)	0.7
3 months	2.6	0.6	(11.4)	0.5
1 month	0.9	0.2		
	Year	Net %		
Best performing calendar year since Fund inception	2022	14.2		
Worst performing calendar year since Fund inception	2018	(12.6)		

Risk Measures,¹ since Fund inception

	Fund	Euro Bank Deposits	Avg Global Equity Fund	Avg Euro Bond Fund
Historic maximum drawdown (%)	28	3	46	15
Months to recovery	77	104	72	>52 ²
% recovered	100	100	100	57
Annualised monthly volatility (%)	5.6	0.5	12.8	3.3
Correlation vs FTSE World Index	0.3	(0.1)	1.0	0.4
Correlation vs Orbis Global Equity Fund relative return	0.8	0.1	(0.1)	0.0

Stockmarket Exposure (%)

Region	Equity Exposure	Stockmarket Hedging	Accounting Exposure	Beta Adjusted Exposure
Developed Markets	88	(79)	9	(1)
United States	34	(37)	(3)	(6)
Japan	24	(20)	4	0
Continental Europe	11	(13)	(2)	(4)
United Kingdom	10	(5)	5	4
Other	9	(4)	5	5
Emerging Markets	5	(4)	1	1
Total	93	(82)	10	1

Top 10 Holdings³

	FTSE Sector	%
Corpay	Industrials	4.4
Elevance Health	Health Care	4.2
QXO	Technology	3.6
FirstService	Real Estate	3.4
Mitsubishi Estate	Real Estate	2.9
Taiwan Semiconductor Mfg.	Technology	2.8
Smurfit Westrock	Industrials	2.4
Leonardo	Industrials	2.4
British American Tobacco	Consumer Staples	2.4
Motorola Solutions	Telecommunications	2.4
Total		30.9

Currency Allocation (%)

Euro	89
Japanese yen	6
Other	5
Total	100

Fees & Expenses (%), for last 12 months

Base fee	0.70
Performance fee	0.00
Fund expenses	0.07
Total Expense Ratio (TER)	0.77

Orbis Fund share prices fluctuate and are not guaranteed. Returns may decrease or increase as a result of currency fluctuations. When making an investment in the Funds, an investor's capital is at risk. See Notices for important information about this Fact Sheet.

¹ Fund data for the period before 14 May 2020 relates to the Euro Standard Class.

² Number of months since the start of the drawdown. This drawdown is not yet recovered.

³ Includes equity positions held indirectly.

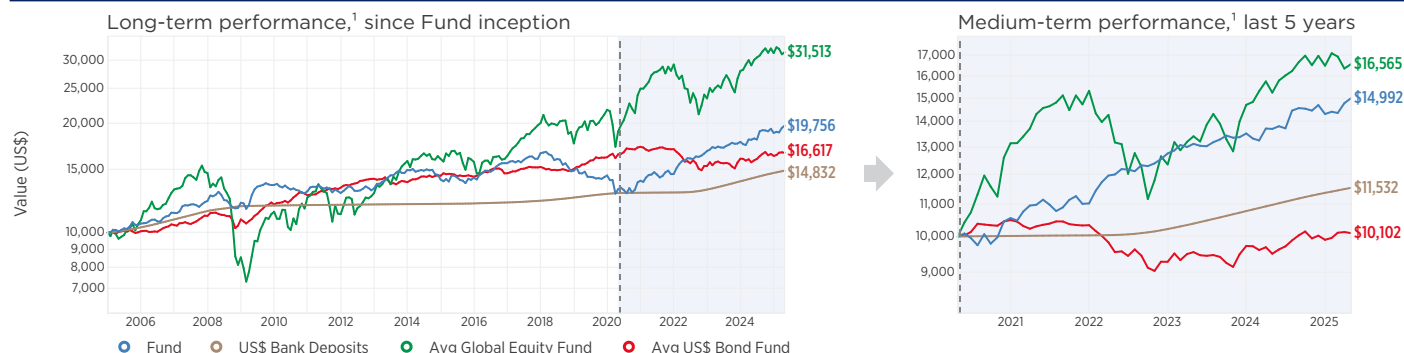
Orbis Optimal SA Fund

US\$ Standard Class (A)

The Fund seeks capital appreciation in US dollars on a low risk global portfolio. It invests principally in a focused portfolio of selected global equities believed to offer superior relative value and employs stockmarket hedging to reduce risk of loss.

Price	US\$19.70	Comparators	US\$ Bank Deposits
Pricing currency	US dollars		Average Global Equity Fund Index
Domicile	Bermuda		Average US\$ Bond Fund Index
Type	Open-ended mutual fund	Class size	US\$59.1 million
Minimum investment	US\$50,000	Class inception	14 May 2020
Dealing	Daily	Fund inception	1 January 2005
Entry/exit fees	None	Strategy size	US\$3.3 billion
ISIN	BMG6768M1459	Strategy inception	1 January 1990

Growth of US\$10,000 investment, net of fees, dividends reinvested



The US\$ Standard Class (A) inceptioned on 14 May 2020 (date indicated by dashed line above). Information for the Fund for the period before the inception of the US\$ Standard Class (A) relates to the US\$ Standard Class.

Returns¹ (%)

	Fund	US\$ Bank Deposits	Avg Global Equity Fund	Avg US\$ Bond Fund
Annualised	<i>Net</i>		<i>Net</i>	
Since Fund inception	3.4	2.0	5.8	2.5
20 years	3.4	1.9	6.1	2.5
10 years	3.2	2.1	6.5	1.4
5 years	8.4	2.9	10.6	0.2
Class	US\$ Bank Deposits	Avg Global Equity Fund	Avg US\$ Bond Fund	
Since Class inception	9.0	2.9	11.4	0.2
3 years	7.7	4.7	7.9	1.9
1 year	9.4	5.1	8.7	6.2
Not annualised				
Calendar year to date	4.7	1.5	0.4	2.0
3 months	4.0	1.1	(3.2)	1.4
1 month	1.4	0.4		
	Year	Net %		
Best performing calendar year since Fund inception	2022	15.7		
Worst performing calendar year since Fund inception	2018	(10.5)		

Risk Measures,¹ since Fund inception

	Fund	US\$ Bank Deposits	Avg Global Equity Fund	Avg US\$ Bond Fund
Historic maximum drawdown (%)	23	0	52	14
Months to recovery	58	n/a	73	>52 ²
% recovered	100	n/a	100	73
Annualised monthly volatility (%)	5.8	0.6	15.4	3.9
Correlation vs FTSE World Index	0.4	0.0	1.0	0.5
Correlation vs Orbis Global Equity Fund relative return	0.7	0.0	0.0	(0.1)

Stockmarket Exposure (%)

Region	Equity Exposure	Stockmarket Hedging	Accounting Exposure	Beta Adjusted Exposure
Developed Markets	88	(79)	9	(1)
United States	34	(37)	(3)	(6)
Japan	24	(20)	4	0
Continental Europe	11	(13)	(2)	(4)
United Kingdom	10	(5)	5	4
Other	9	(4)	5	5
Emerging Markets	5	(4)	1	1
Total	93	(82)	10	1

Top 10 Holdings³

	FTSE Sector	%
Corpay	Industrials	4.4
Elevance Health	Health Care	4.2
QXO	Technology	3.6
FirstService	Real Estate	3.4
Mitsubishi Estate	Real Estate	2.9
Taiwan Semiconductor Mfg.	Technology	2.8
Smurfit Westrock	Industrials	2.4
Leonardo	Industrials	2.4
British American Tobacco	Consumer Staples	2.4
Motorola Solutions	Telecommunications	2.4
Total		30.9

Currency Allocation (%)

US dollar	86
Japanese yen	6
Other	8
Total	100

Fees & Expenses (%), for last 12 months

Base fee	0.70
Performance fee	0.00
Fund expenses	0.07
Total Expense Ratio (TER)	0.77

Orbis Fund share prices fluctuate and are not guaranteed. Returns may decrease or increase as a result of currency fluctuations. When making an investment in the Funds, an investor's capital is at risk. See Notices for important information about this Fact Sheet.

¹ Fund data for the period before 14 May 2020 relates to the US\$ Standard Class.

² Number of months since the start of the drawdown. This drawdown is not yet recovered.

³ Includes equity positions held indirectly.

Orbis Optimal SA Fund

US\$ Standard Class (A) and Euro Standard Class (A)

This Fact Sheet is a Minimum Disclosure Document and a monthly General Investor Report as required by the South African Financial Sector Conduct Authority.

Manager	Orbis Investment Management Limited			
Fund Inception date	1 January 2005			
Class Inception date	14 May 2020			
Number of shares	US\$ Standard Class (A):	3,000,741	Euro Standard Class (A):	1,405,794
Income distributions during the last 12 months	None			

Fund Objective and Performance Fee Benchmarks

The Fund is designed for investors seeking capital appreciation on a low risk global investment portfolio. The Fund's returns are intended to be largely independent of the returns of major asset classes such as cash, equities and bonds. The Fund's US\$ Share Classes aim to outperform US\$ Bank Deposits (compound total returns on one month US\$ deposits, currently based on the Bloomberg USDR rate), while its Euro Share Classes aim to outperform Euro Bank Deposits (compound total returns on one month Euro Deposits, currently based on the Bloomberg EUDRA rate).

How We Aim to Achieve the Fund's Objective/Adherence to Objective

The Fund is actively managed and augments a focused portfolio of selected global equities with hedging of the risk of monetary loss arising from a decline in stockmarkets. It invests in shares considered to offer superior fundamental value. The lower the price of a share as compared to its assessed intrinsic value, the more attractive Orbis considers the equity's fundamental value. Orbis believes that over the long term, equity invested based on this approach offers superior returns and reduces the risk of loss.

Orbis believes the main risk of investing in its selected equities is that their prices will decline if relevant stockmarkets fall significantly. To reduce this risk, the Fund maintains a substantial core level of hedging. When Orbis' research suggests that stockmarkets are overvalued and vulnerable, the Manager increases the hedging above this core level. Similarly, when Orbis' research suggests that stockmarkets represent good value, the Manager lowers the hedging below the core level. The Manager's actions in this regard are limited and the Fund therefore always maintains a significant level of hedging to protect investors from unexpected stockmarket declines. The result is that the Fund's returns are driven mainly by the Manager's ability to select equities that outperform their respective stockmarket indices and not by the overall direction of equity markets. The Fund is therefore able to aim for absolute (or positive) returns.

The net returns of both the US\$ and Euro Standard Class (A) Classes from their inception on 14 May 2020, stitched with the net returns of the US\$ and Euro Standard Classes respectively from the Fund's inception to 14 May 2020, have outperformed their respective performance fee benchmarks and delivered positive returns.

Risk/Reward Profile

- The Fund is designed for investors seeking capital appreciation on a low risk global investment portfolio.
- Investments in the Fund may suffer capital loss.
- Investors should understand that the Manager generally assesses an equity investment's attractiveness using a three-to-five year time horizon.

Management Fee

The Fund's share classes bear different management fees. The fees are designed to align the Investment Manager's interests with those of investors in the Fund.

There are two parts to the fee applicable to the Standard Share Class (A) Classes:

- a base fee of 0.7% per annum, paid monthly, of the total net assets of each Standard Share Class (A); plus
- a performance fee of 20% of the outperformance of each class of Standard Share Class (A)'s daily rate of return relative to its performance fee benchmark (as described in the "Fund Objective and Performance Fee Benchmarks" section above), calculated and accrued on each dealing day and paid monthly. The performance fee incorporates a high water mark.

Investors in the Standard Share Class (A) Classes of the Fund separately pay an administrative fee directly to Allan Gray Proprietary Limited or one of its affiliates. The Investment Manager or one of its affiliates is entitled to receive a separate fee from Allan Gray Proprietary Limited or one of its affiliates in connection with this administrative fee, related to services the Investment Manager and its affiliates provide to Allan Gray Proprietary Limited or its affiliates. The amount of this fee may vary, but will not exceed 0.3% per annum. For purposes of determining the return on which the performance fee is calculated for the Standard Share Class (A) Classes, the administrative fee is deemed to be the maximum possible fee of 0.3% per annum, which then is deducted, along with the base fee, for purposes of calculating the gross return.

Please review the Fund's prospectus for additional detail and for a description of the management fee borne by the Fund's other share classes.

Fees, Expenses and Total Expense Ratio (TER)

The relevant class within the Fund bears all expenses payable by such class, which shall include but not be limited to fees payable to its Manager and additional service providers, fees and expenses involved in registering and maintaining governmental registrations, taxes, duties and all other operating expenses, including the cost of buying and selling investments. However, the Manager has agreed that in the current calendar year, except for specified exclusions, operating expenses attributable to each share class will be capped at 0.15% per annum. The cap will be automatically extended for further successive one year periods unless terminated by the Manager at least three months prior to the end of the then current term. The operating expenses that are capped are all expenses, excluding the Manager's fees described above under "Management Fee," the cost of buying and selling investments, interest and brokerage charges.

Where an investor subscribes or redeems an amount representing 5% or more of the net asset value of the Fund, the Manager may cause the Fund to levy a fee of 0.50% of the net asset value of the Fund's shares being acquired or redeemed.

The annual management fees charged are included in the TER. The TER is a measure of the actual expenses incurred by the Class over a 12 month period, excluding trading costs. Since Fund and Class returns are quoted after deduction of these expenses, the TER should not be deducted from the published returns.

Changes in the Fund's Top 10 Holdings

31 January 2025	%	30 April 2025	%
Corpay (was FLEETCOR)	4.3	Corpay (was FLEETCOR)	4.4
QXO	3.7	Elevance Health	4.2
RXO	2.9	QXO	3.6
B&M European Value Retail	2.8	FirstService	3.4
Elevance Health	2.7	Mitsubishi Estate	2.9
FirstService	2.6	Taiwan Semiconductor Mfg.	2.8
UnitedHealth Group	2.5	Smurfit Westrock	2.4
Taiwan Semiconductor Mfg.	2.2	Leonardo	2.4
Mitsubishi Estate	2.1	British American Tobacco	2.4
Motorola Solutions	2.0	Motorola Solutions	2.4
Total	27.7	Total	30.9

Past performance is not a reliable indicator of future results. Orbis Fund share prices fluctuate and are not guaranteed. Returns may decrease or increase as a result of currency fluctuations. When making an investment in the Funds, an investor's capital is at risk.

Orbis Optimal SA Fund

Additional Information

South African residents should contact Allan Gray Unit Trust Management (RF) Proprietary Limited at 0860 000 654 (toll free from within South Africa) or offshore_direct@allangray.co.za to receive, free of charge, additional information about a proposed investment (including Prospectus, application forms, annual reports and a schedule of fees, charges and maximum commissions). The Manager can be contacted at +1 441 296 3000 or clientservice@orbis.com. The Fund's Custodian is Citibank N.A., New York Offices, 388 Greenwich Street, New York, New York 10013, U.S.A. All information provided herein is subject to the more detailed information provided in the Fund's Prospectus.

Share Price and Transaction Cut Off Times

Share prices are calculated for the Investor Share Class(es), on a net asset value basis by share class, normally as of 5:30 pm (Bermuda time), (a) each Thursday (or, if a Thursday is not a business day, the preceding business day), (b) on the last business day of each month and/or (c) any other days in addition to (or substitution for) any of the days described in (a) or (b), as determined by the Investment Manager or Manager (as indicated in the Fund's prospectus) without notice. Share prices are calculated for the (i) Standard Share Class(es), (ii) Standard Share Class(es) (A), (iii) Shared Investor Refundable Reserve Fee Share Class(es) and (iv) Shared Investor Refundable Reserve Fee Share Class(es) (A) on a net asset value basis by share class, normally as of 5:30 pm (Bermuda time), (a) each business day and/or (b) any other days in addition to (or substitution for) any of the days described in (a), as determined by the Investment Manager or Manager (as indicated in the Fund's prospectus) without notice.

Subscriptions are only valid if made on the basis of the Fund's current Prospectus. To be processed on a given dealing day: subscription requests into an Orbis Fund that is not an Orbis SICAV Fund must be submitted by 5:00 pm on that dealing day; subscription requests into an Orbis Fund that is an Orbis SICAV Fund must be submitted by 5:30 pm; redemption requests from an Orbis Fund that is not an Orbis SICAV Fund must be submitted by 12 noon; redemption requests from an Orbis Fund that is an Orbis SICAV Fund must be submitted by 5:30 pm; requests to switch from an Orbis Fund that is not an Orbis SICAV Fund to a different Orbis Fund that is also not an Orbis SICAV Fund must be submitted by 12 noon; requests to switch from an Orbis SICAV Fund into a different Orbis Fund that is not an Orbis SICAV Fund must be submitted by 5:00 pm; requests to switch from an Orbis Fund that is not an Orbis SICAV Fund to a different Orbis Fund that is an Orbis SICAV Fund must be submitted by 12 noon; and requests to switch from an Orbis Fund that is an Orbis SICAV Fund to a different Orbis Fund that is also an Orbis SICAV Fund must be submitted by 5:30 pm. All times given are Bermuda time, and all requests must be properly completed and accompanied by any required funds and/or information.

Share prices, updated every dealing day, are available:

- for the Shared Investor RRF Share Class(es) (A) and Standard Share Class(es) (A), from the Allan Gray Unit Trust Management (RF) Proprietary Limited's website at www.allangray.co.za, and
- for the Shared Investor RRF Share Class(es), Standard Share Class(es), and Investor Share Class(es), from the Orbis website at www.orbis.com.

Weekly prices can be obtained via e-mail, by registering with Orbis for this service at the Orbis website at www.orbis.com.

Legal Notices

Returns are net of fees, include income and assume reinvestment of dividends. Figures quoted are for the periods indicated for a \$10,000 or €10,000 investment (lump sum, for illustrative purposes only). Annualised returns show the average amount earned on an investment in the Fund/share class each year over the given time period. This Report does not constitute advice nor a recommendation to buy, sell or hold, nor an offer to sell or a solicitation to buy interests or shares in the Orbis Funds or other securities in the companies mentioned in it.

Collective Investment Schemes (CIS) are generally medium to long-term investments. The value of an investment in the Fund may go down as well as up, and past performance is not a reliable indicator of future results. The Manager provides no guarantee with respect to capital or the Fund's returns. CIS are traded at ruling prices and can engage in borrowing and scrip lending. Commission and incentives may be paid by investors to third parties and, if so, would be included in the overall costs. Individual investors' performance may differ as a result of investment date, reinvestment date and dividend withholding tax, as well as a levy that may apply in the case of transactions representing more than 5% of the Fund's net asset value. The Fund may be closed to new investments at any time in order to be managed in accordance with its mandate. The Fund invests in foreign securities. Depending on their markets, trading in those securities may carry risks relating to, among others, macroeconomic and political circumstances, constraints on liquidity or the repatriation of funds, foreign exchange rate fluctuations, taxation and trade settlement.

The discussion topics for the commentaries were selected, and the commentaries were finalised and approved, by Orbis Investment Management Limited, the Fund's Manager. Information in this Report is based on sources believed to be accurate and reliable and provided "as is" and in good faith. The Orbis Group does not make any representation or warranty as to accuracy, reliability, timeliness or completeness of the information in this Report. To the maximum extent permitted by applicable law, the Orbis Group disclaims all liability (whether arising in contract, tort, negligence or otherwise) for any error, omission, loss or damage (whether direct, indirect, consequential or otherwise) in connection with the information in this Report.

Fund Minimum

Minimum investment amounts in the Fund are specified in the Fund's Prospectus, provided that a new investor in the Orbis Funds must open an investment account with Orbis, which may be subject to minimum investment restrictions, country restrictions and/or other terms and conditions. For more information on opening an Orbis investment account, please visit www.orbis.com.

Clients investing via Allan Gray, which includes the Allan Gray Investment Platform, an Allan Gray investment pool or otherwise through Allan Gray Nominees, remain subject to the investment minimums specified by the applicable terms and conditions.

Sources

London Stock Exchange Group plc and its group undertakings (collectively, the "LSE Group"). © LSE Group 2025. FTSE Russell is a trading name of certain of the LSE Group companies. "FTSE®" is a trade mark of the relevant LSE Group companies and is used by any other LSE Group company under license. All rights in the FTSE Russell indexes or data vest in the relevant LSE Group company which owns the index or the data. Neither LSE Group nor its licensors accept any liability for any errors or omissions in the indexes or data and no party may rely on any indexes or data contained in this communication. No further distribution of data from the LSE Group is permitted without the relevant LSE Group company's express written consent. The LSE Group does not promote, sponsor or endorse the content of this communication.

Average Fund data source: © 2025 Morningstar. All Rights Reserved. Such information (1) is proprietary to Morningstar and/or its content providers; (2) may not be copied or distributed; and (3) is not warranted to be accurate, complete or timely. Neither Morningstar nor its content providers are responsible for any damages or losses arising from any use of this information. The latest average fund indices provided by Morningstar are for 24 April 2025. To allow comparison of returns to a common date we have extended the average equity and multi-asset class fund indices to reflect the subsequent movement of the applicable benchmark indices. For the purposes of extending the Average Global Equity Fund Index as a comparator of the Orbis Optimal SA Fund, the FTSE World Index has been used. Average fund returns are not shown for periods of a month or less as high price volatility and late fund reporting regularly cause them to be significantly restated by Morningstar.

Total Rate of Return for Bank Deposits is the compound total return for one-month interbank deposits in the specified currency. Beta Adjusted Exposure is calculated as Equity Exposure multiplied by a Beta determined using Blume's technique, minus Portfolio Hedging.

Orbis SICAV Emerging Markets Equity Fund

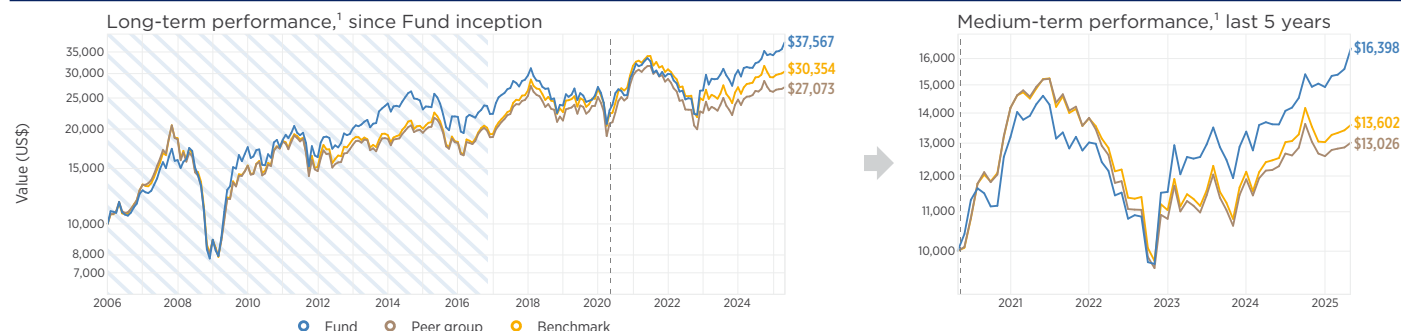
Shared Investor Refundable Reserve Fee Share Class (A) ("Shared Investor RRF Class (A)")

The Fund is actively managed and seeks higher returns than the average of the equity markets of the world's emerging market countries, without greater risk of loss. The performance fee benchmark ("Benchmark") of the Class is the MSCI Emerging Markets Index, including income, net of withholding taxes ("MSCI Emerging Markets Index"). Currency exposure is managed relative to that of the MSCI Emerging Markets Index.

Price	US\$35.47	Benchmark	MSCI Emerging Markets Index
Pricing currency	US dollars	Peer group	Average Global Emerging Markets Equity Fund Index
Domicile	Luxembourg	Fund size	US\$2.3 billion
Type	SICAV	Fund inception	1 January 2006
Minimum investment	US\$50,000	Strategy size	US\$2.4 billion
Dealing	Daily	Strategy inception	1 January 2016
Entry/exit fees	None	Class inception	14 May 2020
ISIN	LU2122430353		
UCITS compliant	Yes		

On 1 November 2016, the Fund broadened its investment strategy from Asia ex-Japan equities to Emerging Market equities and changed its name from Orbis SICAV Asia ex-Japan Equity Fund to Orbis SICAV Emerging Markets Equity Fund. Performance prior to the change in strategy was achieved in circumstances that no longer apply. Please refer to the Fund's prospectus for further details.

Growth of US\$10,000 investment, net of fees, dividends reinvested



The Shared Investor RRF Class (A) inception on 14 May 2020 (date indicated by dashed line above), but the Class continued to charge the fee that the Investor Share Class would have charged from inception to 9 Feb 2023. Information for the Fund for the period before the inception of the Shared Investor RRF Class (A) relates to the Investor Share Class.

Returns¹ (%)

	Fund	Peer group	Benchmark
Annualised		<i>Net</i>	<i>Gross</i>
Since Fund inception	7.1	5.3	5.9
15 years	5.3	3.7	4.4
10 years	3.8	2.2	3.0
5 years	10.4	5.4	6.3
Class		Peer group	Benchmark
Since Class inception	10.2	6.1	7.0
3 years	12.7	3.3	3.8
1 year	20.4	6.9	9.0
Not annualised			
Calendar year to date	9.9	3.3	4.3
3 months	6.9	1.8	2.4
1 month	5.2		1.3
		Year	Net %
Best performing calendar year since Fund inception		2009	96.4
Worst performing calendar year since Fund inception		2008	(44.0)

Geographical & Currency Allocation (%)

Region	Equity	Currency	Benchmark
China/Hong Kong	36	36	30
Korea	20	20	9
Europe and Middle East	15	15	10
Taiwan	10	10	17
Rest of Asia	9	10	4
Africa	5	5	3
Latin America	1	1	8
India	1	1	19
Other	1	1	0
Net Current Assets	1	0	0
Total	100	100	100

Risk Measures¹, since Fund inception

	Fund	Peer group	Benchmark
Historic maximum drawdown (%)	55	61	62
Months to recovery	20	82	81
Annualised monthly volatility (%)	21.0	19.5	19.9
Beta vs Benchmark	1.0	1.0	1.0
Tracking error vs Benchmark (%)	7.3	2.2	0.0

Top 10 Holdings

	MSCI Sector	%
Jardine Matheson Holdings	Industrials	9.8
Taiwan Semiconductor Mfg.	Information Technology	8.5
NetEase	Communication Services	7.9
Kiwoom Securities	Financials	7.4
Wise	Financials	6.1
Naspers	Consumer Discretionary	4.9
Tencent Holdings	Communication Services	4.8
Gedeon Richter	Health Care	4.7
Hyundai Elevator	Industrials	4.2
Astra International	Industrials	4.0
Total		62.3

Fees & Expenses (%), for last 12 months

Ongoing charges	0.95
Base fee	0.80
Fund expenses	0.15
Performance fee/(refund)	3.13
Total Expense Ratio (TER)	4.07

As at 30 Apr 2025, performance fees of 2.9% of the Class' NAV were available for refund in the event of subsequent underperformance.

Portfolio Concentration & Characteristics

% of NAV in top 25 holdings	94
Total number of holdings	35
12 month portfolio turnover (%)	41
12 month name turnover (%)	17
Active share (%)	79

Orbis Fund share prices fluctuate and are not guaranteed. Returns may decrease or increase as a result of currency fluctuations. When making an investment in the Funds, an investor's capital is at risk. See Notices for important information about this Fact Sheet.

¹ Fund data for the period before 14 May 2020 relates to the Investor Share Class. Orbis SICAV Asia ex-Japan Equity Fund and its corresponding Benchmark and peer group data used for the period before 1 November 2016.

Orbis SICAV Emerging Markets Equity Fund

Shared Investor Refundable Reserve Fee Share Class (A) (“Shared Investor RRF Class (A)”)

This Fact Sheet is a Minimum Disclosure Document and a monthly General Investor Report as required by the South African Financial Sector Conduct Authority.

Manager	Orbis Investment Management (Luxembourg) S.A.
Investment Manager	Orbis Investment Management Limited
Fund Inception date	1 January 2006
Class Inception date (Shared Investor RRF Class (A))	14 May 2020
Number of shares (Shared Investor RRF Class (A))	1,174,107
Income distributions during the last 12 months	None

Fund Objective and Benchmark

The Fund seeks higher returns than the average of the equity stock markets of the world’s emerging market countries, without greater risk of loss. The MSCI Emerging Markets Index, including income, net of withholding taxes, is the Fund’s benchmark (the “MSCI Emerging Markets Index”).

How We Aim to Achieve the Fund’s Objective/Adherence to Objective

The Fund is actively managed and is designed to be exposed to all of the risks and rewards of selected Emerging Market equities. The Fund expects to be not less than 90% invested in Emerging Market equity and equity-linked investments. The Fund identifies Emerging Market equity and equity-linked investments as those investments that are issued by a corporate body or other entity domiciled or primarily located in a country represented in the MSCI Emerging Markets Index or the MSCI Frontier Markets Index (together, “Emerging Markets”), traded or listed on an exchange in an Emerging Market or issued by a corporate body or other entity whose business is significantly linked to Emerging Markets. These equities are selected using extensive proprietary investment research. Orbis devotes a substantial proportion of its business efforts to detailed “bottom up” investment research conducted with a long-term perspective, believing that such research makes superior long-term performance attainable. The lower the price of a share as compared to its assessed intrinsic value, the more attractive Orbis considers the equity’s fundamental value. The Investment Manager believes that over the long term, equity investing based on this approach offers superior returns and reduces the risk of loss. The Fund may, to the extent permitted by its investment restrictions, also periodically hold cash and cash equivalents when Orbis believes this to be consistent with the Fund’s investment objective.

Exchange rate fluctuations significantly influence global investment returns. For this reason, part of Orbis’ research effort is devoted to forecasting currency trends. Taking into account these expected trends, Orbis actively reviews the Fund’s currency exposure, focusing, in particular, on managing the Fund’s exposure to those currencies considered less likely to hold their long-term value.

The Fund does not seek to mirror the MSCI Emerging Markets Index and may deviate meaningfully from it in pursuit of superior long-term capital appreciation.

The net returns of the Shared Investor RRF Class (A) from its inception on 14 May 2020, stitched with the net returns of the Investor Share Class from the Fund’s inception to 14 May 2020, have outperformed the stitched Performance Fee Benchmarks of the respective classes. The Fund will experience periods of underperformance in pursuit of its long-term objective.

Risk/Reward Profile

- The Fund is aimed at investors who are seeking a portfolio the objective of which is to be invested in, and exposed to, Emerging Market securities.
- Investments in the Fund may suffer capital loss.
- Investors should understand that the Investment Manager generally assesses an equity investment’s attractiveness using a three-to-five year time horizon.

Management Fee

As is described in more detail in the Fund’s Prospectus, the Fund’s various share classes bear different management fees. The fees are designed to align the Manager’s and Investment Manager’s interests with those of investors in the Fund.

The Shared Investor RRF Class (A)’s management fee is charged as follows:

- **Base Fee:** Calculated and accrued daily at a rate of 0.8% per annum of the Class’ net asset value. Investors separately pay an administrative fee directly to Allan Gray Proprietary Limited or one of its affiliates. The Investment Manager or one of its affiliates is entitled to receive a separate fee from Allan Gray Proprietary Limited or one of its affiliates in connection with this administrative fee, related to services the Investment Manager and its affiliates provide to Allan Gray Proprietary Limited or its affiliates.
- **Refundable Performance Fee:** When the performance of the Shared Investor RRF Class (A) (after deducting the Base Fee and an additional 0.3% per annum, which is deemed to be representative of the aforementioned administrative fee) beats the Performance Fee Benchmark over the period from one dealing day to the next, 25% of the value of the outperformance is paid into a reserve and reinvested into the Fund. If the value of the reserve is positive on any dealing day, the Investment Manager is entitled to a performance fee in an amount capped at the lesser of an annualised rate of (a) one-third of the reserve’s net asset value and (b) 2.5% of the net asset value of the Shared Investor RRF Class (A). Fees paid from the reserve to the Investment Manager are not available to be refunded as described below.

When the performance of the Shared Investor RRF Class (A) (after deducting the Base Fee and the aforementioned additional 0.3% per annum) trails the Performance Fee Benchmark over the period from one dealing day to the next, 25% of the value of the underperformance is refunded from the reserve to the Shared Investor RRF Class (A). If at any time sufficient value does not exist in the reserve to provide the refund, a reserve recovery mark is set, and subsequent underperformance is tracked. Such relative losses must be recovered before any outperformance results in any payment to the reserve.

Prior to 9 Feb 2023, the Shared Investor RRF Class (A) charged the fee that the Investor Share Class would have charged, reduced by 0.3% per annum. Numerous investors switched to the Shared Investor RRF Class (A) from the Investor Share Class. This temporary measure ensured that the fees paid by investors accounted for underperformance experienced by the Investor Share Class before the inception date of the Shared Investor RRF Class (A).

Please review the Fund’s prospectus for additional detail and for a description of the management fee borne by the Fund’s other share classes.

Orbis SICAV Emerging Markets Equity Fund

Shared Investor Refundable Reserve Fee Share Class (A) (“Shared Investor RRF Class (A)”)

Fees, Expenses and Total Expense Ratio (TER)

The relevant class within the Fund bears all expenses payable by such class, which shall include but not be limited to fees payable to its Manager, Investment Manager and additional service providers, fees and expenses involved in registering and maintaining governmental registrations, taxes, duties and all other operating expenses, including the cost of buying and selling assets.

Where an investor subscribes or redeems an amount representing 5% or more of the net asset value of the Fund, the Manager may cause the Fund to levy a fee of 0.75% of the net asset value of the Fund's shares being acquired or redeemed.

The annual management fees charged are included in the TER. The TER is a measure of the actual expenses incurred by the Class over a 12 month period, excluding trading costs. Since Fund and Class returns are quoted after deduction of these expenses, the TER should not be deducted from the published returns. Expenses may vary, so the current TER is not a reliable indicator of future TERs.

Changes in the Fund's Top 10 Holdings

31 January 2025	%	30 April 2025	%
Jardine Matheson Holdings	9.0	Jardine Matheson Holdings	9.8
Taiwan Semiconductor Mfg.	8.8	Taiwan Semiconductor Mfg.	8.5
NetEase	8.7	NetEase	7.9
Kiwoom Securities	7.0	Kiwoom Securities	7.4
Wise	6.2	Wise	6.1
Tencent Holdings	5.1	Naspers	4.9
Naspers	5.0	Tencent Holdings	4.8
Gedeon Richter	4.6	Gedeon Richter	4.7
Astra International	4.4	Hyundai Elevator	4.2
Hyundai Elevator	3.9	Astra International	4.0
Total	62.8	Total	62.3

Past performance is not a reliable indicator of future results. Orbis Fund share prices fluctuate and are not guaranteed. Returns may decrease or increase as a result of currency fluctuations. When making an investment in the Funds, an investor's capital is at risk.

Orbis SICAV Emerging Markets Equity Fund

Additional Information

South African residents should contact Allan Gray Unit Trust Management (RF) Proprietary Limited at 0860 000 654 (toll free from within South Africa) or offshore_direct@allangray.co.za to receive, free of charge, additional information about a proposed investment (including Prospectus, application forms, annual reports and a schedule of fees, charges and maximum commissions). The Investment Manager can be contacted at +1 441 296 3000 or clientservice@orbis.com. The Fund's Depository is Citibank Europe plc, Luxembourg Branch, 31 Z.A. Bourmicht, L-8070 Bertrange, Luxembourg. All information provided herein is subject to the more detailed information provided in the Fund's Prospectus.

Prior to 1 November 2016 the Orbis SICAV Emerging Markets Equity Fund was named the Orbis SICAV Asia ex-Japan Equity Fund, its Benchmark was the MSCI All Country Asia ex-Japan (Net) (US\$) Index, and its peer group was the Average Asia ex-Japan Equity Fund Index.

Share Price and Transaction Cut Off Times

Share prices are calculated for the Investor Share Class(es), on a net asset value basis by share class, normally as of 5:30 pm (Bermuda time), (a) each Thursday (or, if a Thursday is not a business day, the preceding business day), (b) on the last business day of each month and/or (c) any other days in addition to (or substitution for) any of the days described in (a) or (b), as determined by the Investment Manager or Manager (as indicated in the Fund's prospectus) without notice. Share prices are calculated for the (i) Standard Share Class(es), (ii) Standard Share Class(es) (A), (iii) Shared Investor Refundable Reserve Fee Share Class(es) and (iv) Shared Investor Refundable Reserve Fee Share Class(es) (A) on a net asset value basis by share class, normally as of 5:30 pm (Bermuda time), (a) each business day and/or (b) any other days in addition to (or substitution for) any of the days described in (a), as determined by the Investment Manager or Manager (as indicated in the Fund's prospectus) without notice.

Subscriptions are only valid if made on the basis of the Fund's current Prospectus. To be processed on a given dealing day: subscription requests into an Orbis Fund that is not an Orbis SICAV Fund must be submitted by 5:00 pm on that dealing day; subscription requests into an Orbis Fund that is an Orbis SICAV Fund must be submitted by 5:30 pm; redemption requests from an Orbis Fund that is not an Orbis SICAV Fund must be submitted by 12 noon; redemption requests from an Orbis Fund that is an Orbis SICAV Fund must be submitted by 5:30 pm; requests to switch from an Orbis Fund that is not an Orbis SICAV Fund to a different Orbis Fund that is also not an Orbis SICAV Fund must be submitted by 12 noon; requests to switch from an Orbis SICAV Fund into a different Orbis Fund that is not an Orbis SICAV Fund must be submitted by 5:00 pm; requests to switch from an Orbis Fund that is not an Orbis SICAV Fund to a different Orbis Fund that is an Orbis SICAV Fund must be submitted by 12 noon; and requests to switch from an Orbis Fund that is an Orbis SICAV Fund to a different Orbis Fund that is also an Orbis SICAV Fund must be submitted by 5:30 pm. All times given are Bermuda time, and all requests must be properly completed and accompanied by any required funds and/or information.

Share prices, updated every dealing day, are available:

- for the Shared Investor RRF Share Class(es) (A) and Standard Share Class(es) (A), from the Allan Gray Unit Trust Management (RF) Proprietary Limited's website at www.allangray.co.za, and
- for the Shared Investor RRF Share Class(es), Standard Share Class(es), and Investor Share Class(es), from the Orbis website at www.orbis.com

Weekly prices can be obtained via e-mail, by registering with Orbis for this service at the Orbis website at www.orbis.com.

Legal Notices

Returns are net of fees, include income and assume reinvestment of dividends. Figures quoted are for the periods indicated for a \$10,000 investment (lump sum, for illustrative purposes only). Annualised returns show the average amount earned on an investment in the Fund/share class each year over the given time period. This Report does not constitute advice nor a recommendation to buy, sell or hold, nor an offer to sell or a solicitation to buy interests or shares in the Orbis Funds or other securities in the companies mentioned in it.

Collective Investment Schemes (CIS) are generally medium to long-term investments. The value of an investment in the Fund may go down as well as up, and past performance is not a reliable indicator of future results. Neither the Manager nor the Investment Manager provides any guarantee with respect to capital or the Fund's returns. CIS are traded at ruling prices and can engage in borrowing and scrip lending. Commission and incentives may be paid by investors to third parties and, if so, would be included in the overall costs. Individual investors' performance may differ as a result of investment date, reinvestment date and dividend withholding tax, as well as a levy that may apply in the case of transactions representing more than 5% of the Fund's net asset value. The Fund may be closed to new investments at any time in order to be managed in accordance with its mandate. The Fund invests in foreign securities. Depending on their markets, trading in those securities may carry risks relating to, among others, macroeconomic and political circumstances, constraints on liquidity or the repatriation of funds, foreign exchange rate fluctuations, taxation and trade settlement.

The discussion topics for the commentaries were selected, and the commentaries were finalised and approved, by Orbis Investment Management Limited, the Fund's Investment Manager. Information in this Report is based on sources believed to be accurate and reliable and provided "as is" and in good faith. The Orbis Group does not make any representation or warranty as to accuracy, reliability, timeliness or completeness of the information in this Report. To the maximum extent permitted by applicable law, the Orbis Group disclaims all liability (whether arising in contract, tort, negligence or otherwise) for any error, omission, loss or damage (whether direct, indirect, consequential or otherwise) in connection with the information in this Report.

Fund Minimum

Minimum investment amounts in the Fund are specified in the Fund's Prospectus, provided that a new investor in the Orbis Funds must open an investment account with Orbis, which may be subject to minimum investment restrictions, country restrictions and/or other terms and conditions. For more information on opening an Orbis investment account, please visit www.orbis.com.

Clients investing via Allan Gray, which includes the Allan Gray Investment Platform, an Allan Gray investment pool or otherwise through Allan Gray Nominees, remain subject to the investment minimums specified by the applicable terms and conditions.

Sources

MSCI: The MSCI information may only be used for your internal use, may not be reproduced or disseminated in any form and may not be used as a basis for or a component of any financial instruments or products or indices. None of the MSCI information is intended to constitute investment advice or a recommendation to make (or refrain from making) any kind of investment decision and may not be relied on as such. Historical data and analysis should not be taken as an indication or guarantee of any future performance analysis, forecast or prediction. The MSCI information is provided on an "as is" basis and the user of this information assumes the entire risk of any use made of this information. MSCI, each of its affiliates and each other person involved in or related to compiling, computing or creating any MSCI information (collectively, the "MSCI Parties") expressly disclaims all warranties (including, without limitation, any warranties of originality, accuracy, completeness, timeliness, non-infringement, merchantability and fitness for a particular purpose) with respect to this information. Without limiting any of the foregoing, in no event shall any MSCI Party have any liability for any direct, indirect, special, incidental, punitive, consequential (including, without limitation, lost profits) or any other damages. (www.msci.com).

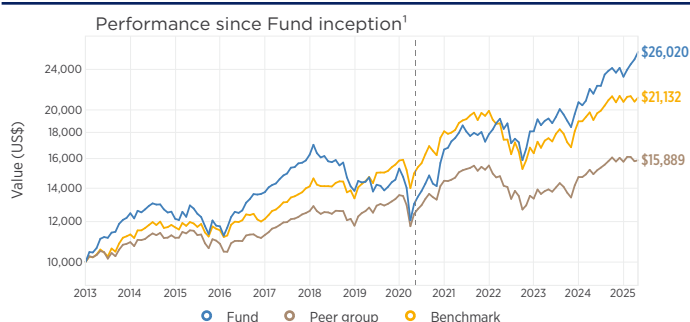
Average Fund data source and peer group ranking data source: © 2025 Morningstar. All Rights Reserved. Such information (1) is proprietary to Morningstar and/or its content providers; (2) may not be copied or distributed; and (3) is not warranted to be accurate, complete or timely. Neither Morningstar nor its content providers are responsible for any damages or losses arising from any use of this information. The latest average fund indices provided by Morningstar are for 24 April 2025. To allow comparison of returns to a common date we have extended the average equity and multi-asset class fund indices to reflect the subsequent movement of the applicable benchmark indices. Average fund returns are not shown for periods of a month or less as high price volatility and late fund reporting regularly cause them to be significantly restated by Morningstar.

Orbis SICAV Global Balanced Fund

Shared Investor Refundable Reserve Fee Share Class (A) ("Shared Investor RRF Class (A)")

The Fund is actively managed and seeks to balance investment returns and risk of loss with a diversified global portfolio of equity, fixed income and commodity-linked instruments. It aims to earn higher long-term returns than its benchmark ("Benchmark"), which is comprised of 60% MSCI World Index with net dividends reinvested and 40% JP Morgan Global Government Bond Index ("JPM GBI"), (together, "60/40 Index") each in US dollars.

Growth of US\$10,000 investment, net of fees, dividends reinvested



The Shared Investor RRF Class (A) inception on 14 May 2020 (date indicated by dashed line above), but the Class continued to charge the fee that the Investor Share Class would have charged, reduced by 0.3% per annum,² from inception to 8 Sep 2022. Information for the Fund for the period before the inception of the Shared Investor RRF Class (A) relates to the Investor Share Class.

Returns¹ (%)

	Fund	Peer group	Benchmark
	<i>Net</i>		<i>Gross</i>
Annualised			
Since Fund inception	8.1	3.8	6.3
10 years	7.2	3.2	5.8
5 years	14.8	5.0	7.1
	Class	Peer group	Benchmark
Since Class inception	15.3	5.4	7.6
3 years	12.4	4.0	6.6
1 year	21.0	6.5	10.7
Not annualised			
Calendar year to date	12.0	0.7	2.0
3 months	8.4	(1.5)	(0.3)
1 month	3.5		1.9
		Year	Net %
Best performing calendar year since Fund inception		2013	24.8
Worst performing calendar year since Fund inception		2018	(15.2)

Risk Measures,¹ since Fund inception

	Fund	Peer group	Benchmark
Historic maximum drawdown (%)	29	18	23
Months to recovery	37	31	30
Annualised monthly volatility (%)	11.8	7.8	9.7
Beta vs World Index	0.7	0.5	0.7
Tracking error vs Benchmark (%)	6.4	2.8	0.0

Price	US\$25.87	Benchmark	60/40 Index
Pricing currency	US dollars	Peer group	Average Global Balanced Fund Index
Domicile	Luxembourg	Fund size	US\$4.5 billion
Type	SICAV	Fund inception	1 January 2013
Minimum investment	US\$50,000	Strategy size	US\$5.6 billion
Dealing	Daily	Strategy inception	1 January 2013
Entry/exit fees	None	Class inception	14 May 2020
ISIN	LU2122430783	UCITS compliant	Yes

Asset and Currency Allocation³ (%)

	United States	Europe ex-UK	UK	Japan	Other	Emerging Markets	Total
<i>Fund</i>							
Gross Equity	19	14	14	8	5	14	74
Net Equity	9	9	13	8	5	12	56
Gross Fixed Income	13	2	1	0	0	4	21
Net Fixed Income	13	2	1	0	0	4	21
Commodity-Linked							5
Net Current Assets							1
Total	32	15	14	9	5	18	100
<i>Benchmark</i>							
Equity	43	8	2	3	4	0	60
Fixed Income	20	10	2	7	1	0	40
Total	63	18	5	10	5	0	100

Top 10 Holdings

	Sector	%
US TIPS > 10 Years	Inflation-Linked Government Bond	5.7
SPDR® Gold Trust	Commodity-Linked	5.2
Kinder Morgan	Energy	3.7
Siemens Energy	Industrials	3.6
Nintendo	Communication Services	3.1
Samsung Electronics	Information Technology	2.7
Taiwan Semiconductor Mfg.	Information Technology	2.6
Leonardo	Industrials	2.1
Newmont	Materials	2.1
Burford Capital	Financials	2.1
Total		32.9

Portfolio Characteristics

Total number of holdings	115
12 month portfolio turnover (%)	56
12 month name turnover (%)	31

	Fund	Equity	Fixed Income
Active Share (%)	97	98	96

Fixed Income Characteristics

	Fund	JPM GBI
Duration (years) ⁴	6.8	6.6
Yield to Maturity (%) ⁴	4.8	3.2

Fees & Expenses (%), for last 12 months

Ongoing charges	0.92
Base fee	0.80
Fund expenses	0.12
Performance fee/(refund)	2.98
Total Expense Ratio (TER)	3.90

As at 30 Apr 2025, performance fees of 4.1% of the Class' NAV were available for refund in the event of subsequent underperformance.

Orbis Fund share prices fluctuate and are not guaranteed. Returns may decrease or increase as a result of currency fluctuations. When making an investment in the Funds, an investor's capital is at risk. See Notices for important information about this Fact Sheet.

¹ Fund data for the period before 14 May 2020 relates to the Investor Share Class.

² This 0.3% per annum reduction was provided because investors in the Shared Investor RRF Class (A) are subject to an additional administrative fee, as they separately agree with Allan Gray Proprietary Limited (or one of its affiliates) from time to time.

³ Regions other than Emerging Markets include only Developed countries.

⁴ Real effective duration and yield to maturity are used for inflation-linked bonds. Please refer to Notices for further details.

Orbis SICAV Global Balanced Fund

Shared Investor Refundable Reserve Fee Share Class (A) (“Shared Investor RRF Class (A)”)

This Fact Sheet is a Minimum Disclosure Document and a monthly General Investor Report as required by the South African Financial Sector Conduct Authority.

Manager	Orbis Investment Management (Luxembourg) S.A.
Investment Manager	Orbis Investment Management Limited
Fund Inception date	1 January 2013
Class Inception date (Shared Investor RRF Class (A))	14 May 2020
Number of shares (Shared Investor RRF Class (A))	16,166,575
Income distributions during the last 12 months	None

Fund Objective and Benchmark

The Fund seeks to balance investment returns and risk of loss with a diversified global portfolio of equities, fixed income instruments and commodity-linked instruments. It aims for higher long-term returns than its designated combined equity and bond performance benchmark, which is comprised of 60% MSCI World Index with net dividends reinvested and 40% JP Morgan Global Government Bond Index, each expressed in US\$ (the “60/40 Index” or “benchmark”).

How We Aim to Achieve the Fund’s Objective/Adherence to Objective

The Fund is actively managed and invests in equities, fixed income instruments and commodity-linked instruments. Fund weightings among the different asset classes are determined based on their appreciation, income and risk of loss potential, with appropriate diversification.

Equities. The Investment Manager targets the Fund to hold 40-90% of its net asset value in a pool of global equities, including some which may provide exposure to real estate. The Fund invests in shares considered to offer fundamental value and dividend paying potential that is superior to its benchmark. The lower the price of a share as compared to its assessed intrinsic value, the more attractive Orbis considers the equity’s fundamental value. The Investment Manager believes the main risk of investing in equities is that their prices will decline if relevant stockmarkets fall significantly. To reduce this risk, when Orbis’ research suggests that stockmarkets are overvalued and vulnerable, the Investment Manager may reduce exposure to, or hedge, stockmarket risk. When Orbis’ research suggests that stockmarkets represent good value, the Investment Manager may increase exposure to stockmarket risk by decreasing the amount of that hedging. The Investment Manager intends to limit the Fund’s exposure to stockmarkets net of hedging to 75% of its net asset value. Furthermore, the Fund may buy and sell exchange-traded equity call and put options for investment efficiency purposes, but only to the extent the Fund is capable of meeting its payment or delivery obligations related to such options, for example, by holding the underlying security.

Fixed Income Instruments. The Investment Manager targets the Fund to hold 10-50% of its net asset value in fixed income instruments issued by corporate bodies, governments and other entities. These are selected – like equities – with the aim of increasing the Fund’s overall risk-adjusted return. Characteristics such as yield, liquidity and potential diversification benefits are viewed in the context of the risk and reward of the portfolio as a whole. When Orbis’ research suggests that bond markets are overvalued and vulnerable, the Investment Manager may reduce exposure to, or hedge, bond market risk. When Orbis’ research suggests that bond markets represent stronger value, the Investment Manager may increase exposure to bond market risk by decreasing the amount of that hedging. The Investment Manager intends to limit aggregate hedging of the Fund’s stockmarket and bond market exposure to no more than 30% of its net asset value. Importantly, the Investment Manager may cause the Fund to be over this hedging target, at times meaningfully so and/or for extended periods of time where it considers this to be in the best interest of the Fund. The Fund’s fixed income selections in aggregate may differ significantly from the benchmark in duration and credit quality and may include securities of issuers that are under bankruptcy or similar judicial reorganisation, notably distressed debt. In addition, the Fund may invest in money market instruments, cash, cash equivalents and high yield bonds.

Commodity-linked Instruments. The Investment Manager targets the Fund to hold 0-10% of its net asset value in commodity-linked instruments, which may provide the Fund with indirect exposure to commodities. The Fund will gain exposure to commodities if the Investment Manager’s investment research process identifies a commodity or class of commodities as being more attractive than overall equity and fixed income opportunities, taking into account any risk reduction benefits of diversification.

Exchange rate fluctuations significantly influence global investment returns. For this reason, part of Orbis’ research effort is devoted to forecasting currency trends. Taking into account these expected trends, Orbis actively reviews the Fund’s currency exposure. In doing so, it places particular focus on managing the Fund’s exposure to those currencies less likely to hold their long-term value.

The Investment Manager may cause the Fund to be under or over the asset allocation and hedging targets and limits described above where it considers this to be in the best interest of the Fund. The Fund’s holdings may deviate meaningfully from the 60/40 Index.

The net returns of the Shared Investor RRF Class (A) from its inception on 14 May 2020, stitched with the net returns of the Investor Share Class from the Fund’s inception to 14 May 2020, have outperformed the Performance Fee Benchmark of the classes. The Fund will experience periods of underperformance in pursuit of its long-term objective.

Management Fee

As is described in more detail in the Fund’s Prospectus, the Fund’s various share classes bear different management fees. The fees are designed to align the Manager’s and Investment Manager’s interests with those of investors in the Fund.

The Shared Investor RRF Class (A)’s management fee is charged as follows:

- **Base Fee:** Calculated and accrued daily at a rate of 0.8% per annum of the Class’ net asset value. Investors separately pay an administrative fee directly to Allan Gray Proprietary Limited or one of its affiliates. The Investment Manager or one of its affiliates is entitled to receive a separate fee from Allan Gray Proprietary Limited or one of its affiliates in connection with this administrative fee, related to services the Investment Manager and its affiliates provide to Allan Gray Proprietary Limited or its affiliates.
- **Refundable Performance Fee:** When the performance of the Shared Investor RRF Class (A) (after deducting the Base Fee and an additional 0.3% per annum, which is deemed to be representative of the aforementioned administrative fee) beats the Performance Fee Benchmark over the period from one dealing day to the next, 25% of the value of the outperformance is paid into a reserve and reinvested into the Fund. If the value of the reserve is positive on any dealing day, the Investment Manager is entitled to a performance fee in an amount capped at the lesser of an annualised rate of (a) one-third of the reserve’s net asset value and (b) 2.5% of the net asset value of the Shared Investor RRF Class (A). Fees paid from the reserve to the Investment Manager are not available to be refunded as described below.

When the performance of the Shared Investor RRF Class (A) (after deducting the Base Fee and the aforementioned additional 0.3% per annum) trails the Performance Fee Benchmark over the period from one dealing day to the next, 25% of the value of the underperformance is refunded from the reserve to the Shared Investor RRF Class (A). If at any time sufficient value does not exist in the reserve to provide the refund, a reserve recovery mark is set, and subsequent underperformance is tracked. Such relative losses must be recovered before any outperformance results in any payment to the reserve.

Prior to 8 Sep 2022, the Shared Investor RRF Class (A) charged the fee that the Investor Share Class would have charged, reduced by 0.3% per annum. Numerous investors switched to the Shared Investor RRF Class (A) from the Investor Share Class. This temporary measure ensured that the fees paid by investors accounted for underperformance experienced by the Investor Share Class before the inception date of the Shared Investor RRF Class (A).

Please review the Fund’s prospectus for additional detail and for a description of the management fee borne by the Fund’s other share classes.

Orbis SICAV Global Balanced Fund

Shared Investor Refundable Reserve Fee Share Class (A) (“Shared Investor RRF Class (A)”)

Fees, Expenses and Total Expense Ratio (TER)

The relevant class within the Fund bears all expenses payable by such class, which shall include but not be limited to fees payable to its Manager, Investment Manager and additional services providers, fees and expenses involved in registering and maintaining governmental registrations, taxes, duties and all other operating expenses, including the cost of buying and selling assets. However, the Manager and the Investment Manager have agreed that in the current calendar year, except for specified exclusions, operating expenses attributable to the Fund's Shared Investor RRF Class (A) will be capped at 0.20%. Please refer to the Fund's Prospectus for a description of the fee cap applicable to its other share classes. Each cap will be automatically extended for further successive one year periods unless terminated by the Manager or the Investment Manager at least three months prior to the end of the then current term. The operating expenses that are capped are all expenses, excluding the Manager's and Investment Managers' fees described above under "Management Fee," the cost of buying and selling assets, interest and brokerage charges, and certain taxes.

Where an investor subscribes or redeems an amount representing 5% or more of the net asset value of the Fund, the Manager may cause the Fund to levy a fee of 0.40% of the net asset value of the Fund's shares being acquired or redeemed.

The annual management fees charged are included in the TER. The TER is a measure of the actual expenses incurred by the Class over a 12 month period, excluding trading costs. Since Fund and Class returns are quoted after deduction of these expenses, the TER should not be deducted from the published returns. Expenses may vary, so the current TER is not a reliable indicator of future TERs.

Risk/Reward Profile

- The Investment Manager aims to contain the risk of monetary loss to a level that is below the risk of loss experienced by global equity funds but higher than that experienced by government bond funds and cash deposits over the long term. Investors should be aware that this expected reduction in risk of loss comes at the expense of long-term expected return.
- While the Investment Manager expects the Fund's investment approach to result in volatility below that of a typical global equity fund, the Fund's net asset value will fluctuate, and the Fund will experience periods of volatility and negative returns; investments in the Fund may suffer capital loss.
- Investors should understand that the Investment Manager generally assesses an investment's attractiveness over a three-to-five year time horizon.

Changes in the Fund's Top 10 Holdings

31 January 2025	%	30 April 2025	%
SPDR® Gold Trust	5.7	US TIPS > 10 Years	5.7
Kinder Morgan	4.2	SPDR® Gold Trust	5.2
Siemens Energy	3.6	Kinder Morgan	3.7
Taiwan Semiconductor Mfg.	3.3	Siemens Energy	3.6
US TIPS 3 - 5 Years	3.1	Nintendo	3.1
Nintendo	3.0	Samsung Electronics	2.7
Samsung Electronics	2.7	Taiwan Semiconductor Mfg.	2.6
Burford Capital	2.3	Leonardo	2.1
Drax Group	2.0	Newmont	2.1
Shell	2.0	Burford Capital	2.1
Total	32.0	Total	32.9

Past performance is not a reliable indicator of future results. Orbis Fund share prices fluctuate and are not guaranteed. Returns may decrease or increase as a result of currency fluctuations. When making an investment in the Funds, an investor's capital is at risk.

Orbis SICAV Global Balanced Fund

Additional Information

South African residents should contact Allan Gray Unit Trust Management (RF) Proprietary Limited at 0860 000 654 (toll free from within South Africa) or offshore_direct@allangray.co.za to receive, free of charge, additional information about a proposed investment (including prospectus, application forms, annual reports and a schedule of fees, charges and maximum commissions). The Investment Manager can be contacted at +1 441 296 3000 or clientservice@orbis.com. The Fund's Depository is Citibank Europe plc, Luxembourg Branch, 31 Z.A. Bourmicht, L-8070 Bertrange, Luxembourg. All information provided herein is subject to the more detailed information provided in the Fund's Prospectus.

Share Price and Transaction Cut Off Times

Share prices are calculated for the Investor Share Class(es), on a net asset value basis by share class, normally as of 5:30 pm (Bermuda time), (a) each Thursday (or, if a Thursday is not a business day, the preceding business day), (b) on the last business day of each month and/or (c) any other days in addition to (or substitution for) any of the days described in (a) or (b), as determined by the Investment Manager or Manager (as indicated in the Fund's prospectus) without notice. Share prices are calculated for the (i) Standard Share Class(es), (ii) Standard Share Class(es) (A), (iii) Shared Investor Refundable Reserve Fee Share Class(es) and (iv) Shared Investor Refundable Reserve Fee Share Class(es) (A) on a net asset value basis by share class, normally as of 5:30 pm (Bermuda time), (a) each business day and/or (b) any other days in addition to (or substitution for) any of the days described in (a), as determined by the Investment Manager or Manager (as indicated in the Fund's prospectus) without notice.

Subscriptions are only valid if made on the basis of the Fund's current Prospectus. To be processed on a given dealing day: subscription requests into an Orbis Fund that is not an Orbis SICAV Fund must be submitted by 5:00 pm on that dealing day; subscription requests into an Orbis Fund that is an Orbis SICAV Fund must be submitted by 5:30 pm; redemption requests from an Orbis Fund that is not an Orbis SICAV Fund must be submitted by 12 noon; redemption requests from an Orbis Fund that is an Orbis SICAV Fund must be submitted by 5:30 pm; requests to switch from an Orbis Fund that is not an Orbis SICAV Fund to a different Orbis Fund that is also not an Orbis SICAV Fund must be submitted by 12 noon; requests to switch from an Orbis SICAV Fund into a different Orbis Fund that is not an Orbis SICAV Fund must be submitted by 5:00 pm; requests to switch from an Orbis Fund that is not an Orbis SICAV Fund to a different Orbis Fund that is an Orbis SICAV Fund must be submitted by 12 noon; and requests to switch from an Orbis Fund that is an Orbis SICAV Fund to a different Orbis Fund that is also an Orbis SICAV Fund must be submitted by 5:30 pm. All times given are Bermuda time, and all requests must be properly completed and accompanied by any required funds and/or information.

Share prices, updated every dealing day, are available:

- for the Shared Investor RRF Share Class(es) (A) and Standard Share Class(es) (A), from the Allan Gray Unit Trust Management (RF) Proprietary Limited's website at www.allangray.co.za, and
- for the Shared Investor RRF Share Class(es), Standard Share Class(es), and Investor Share Class(es), from the Orbis website at www.orbis.com.

Weekly prices can be obtained via e-mail, by registering with Orbis for this service at the Orbis website at www.orbis.com.

Legal Notices

Returns are net of fees, include income and assume reinvestment of dividends. Figures quoted are for the periods indicated for a \$10,000 investment (lump sum, for illustrative purposes only). Annualised returns show the average amount earned on an investment in the Fund/share class each year over the given time period. This Report does not constitute advice nor a recommendation to buy, sell or hold, nor an offer to sell or a solicitation to buy interests or shares in the Orbis Funds or other securities in the companies mentioned in it.

Collective Investment Schemes (CIS) are generally medium to long-term investments. The value of an investment in the Fund may go down as well as up, and past performance is not a reliable indicator of future results. Neither the Manager nor the Investment Manager provides any guarantee with respect to capital or the Fund's returns. CIS are traded at ruling prices and can engage in borrowing and scrip lending. Commission and incentives may be paid by investors to third parties and, if so, would be included in the overall costs. Individual investors' performance may differ as a result of investment date, reinvestment date and dividend withholding tax, as well as a levy that may apply in the case of transactions representing more than 5% of the Fund's net asset value. The Fund may be closed to new investments at any time in order to be managed in accordance with its mandate. The Fund invests in foreign securities. Depending on their markets, trading in those securities may carry risks relating to, among others, macroeconomic and political circumstances, constraints on liquidity or the repatriation of funds, foreign exchange rate fluctuations, taxation and trade settlement.

The discussion topics for the commentaries were selected, and the commentaries were finalised and approved, by Orbis Investment Management Limited, the Fund's Investment Manager. Information in this Report is based on sources believed to be accurate and reliable and provided "as is" and in good faith. The Orbis Group does not make any representation or warranty as to accuracy, reliability, timeliness or completeness of the information in this Report. To the maximum extent permitted by applicable law, the Orbis Group disclaims all liability (whether arising in contract, tort, negligence or otherwise) for any error, omission, loss or damage (whether direct, indirect, consequential or otherwise) in connection with the information in this Report.

Fund Information

The benchmark is a composite index consisting of the MSCI World Index with net dividends reinvested (60%) and the JP Morgan Global Government Bond Index (40%). Net Equity is Gross Equity minus stockmarket hedging. Fixed Income refers to fixed income instruments issued by corporate bodies, governments and other entities, such as bonds, money market instruments and cash. Net Fixed Income is Gross Fixed Income minus bond market hedging. Except where otherwise noted, government fixed income securities are aggregated by time to maturity and issuer. TIPS are not aggregated with ordinary treasuries. Duration is a measure of the sensitivity of a bond's price to changes in interest rates. Duration is calculated using the modified duration of the fixed income instruments in the portfolio, or the effective duration in the case of fixed income instruments with embedded options and real effective duration in the case of inflation-linked bonds. Yield to Maturity ("YTM") is the total expected return on a bond if it is held until it matures. YTM for the Fund and the JP Morgan Global Government Bond Index is the average of the portfolio's fixed income instruments' YTM's, weighted by their net asset value. Real YTM is used for inflation-linked bonds. The calculations are gross and exclude non-performing fixed income instruments.

Fund Minimum

Minimum investment amounts in the Fund are specified in the Fund's Prospectus, provided that a new investor in the Orbis Funds must open an investment account with Orbis, which may be subject to minimum investment restrictions, country restrictions and/or other terms and conditions. For more information on opening an Orbis investment account, please visit www.orbis.com.

Clients investing via Allan Gray, which includes the Allan Gray Investment Platform, an Allan Gray investment pool or otherwise through Allan Gray Nominees, remain subject to the investment minimums specified by the applicable terms and conditions.

Sources

The 60/40 Index values are calculated by Orbis using end of day index level values licensed from MSCI ("MSCI Data") and J.P. Morgan. For the avoidance of doubt, MSCI is not the benchmark "administrator" for, or a "contributor", "submitter" or "supervised contributor" to, the blended returns, and the MSCI Data is not considered a "contribution" or "submission" in relation to the blended returns, as those terms may be defined in any rules, laws, regulations, legislation or international standards. MSCI Data is provided "as is" without warranty or liability and no copying or distribution is permitted. MSCI does not make any representation regarding the advisability of any investment or strategy and does not sponsor, promote, issue, sell or otherwise recommend or endorse any investment or strategy, including any financial products or strategies based on, tracking or otherwise utilising any MSCI Data, models, analytics or other materials or information. JP Morgan Global Government Bond Index (the "JPM GBI"): Information has been obtained from sources believed to be reliable but J.P. Morgan does not warrant its completeness or accuracy. The JPM GBI is used with permission. Copyright 2025, J.P. Morgan Chase & Co. All rights reserved. The 60/40 Index may not be copied, used, or distributed without prior written approval.

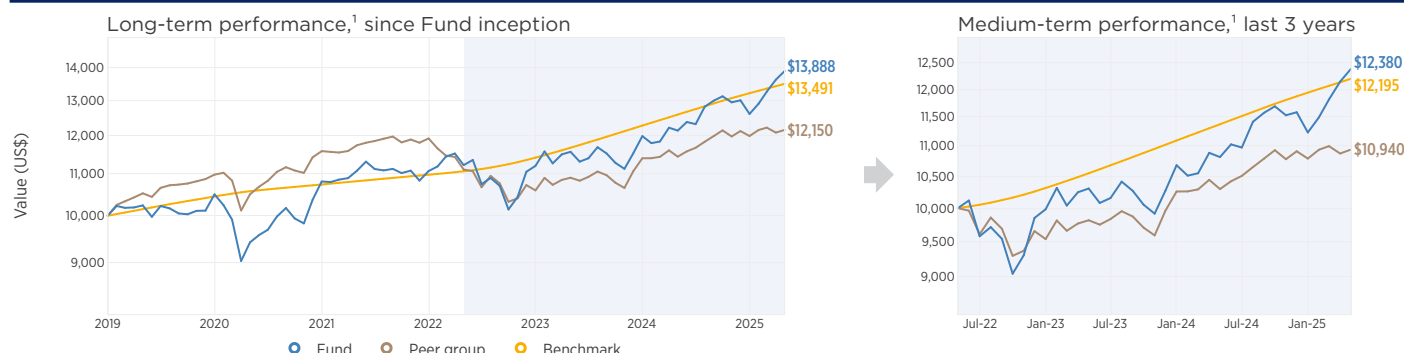
Average Fund data source: © 2025 Morningstar, Inc. All rights Reserved. Such information (1) is proprietary to Morningstar and/or its content providers; (2) may not be copied or distributed; and (3) is not warranted to be accurate, complete or timely. Neither Morningstar nor its content providers are responsible for any damages or losses arising from any use of this information. The latest average fund indices provided by Morningstar are for 24 April 2025. To allow comparison of returns to a common date we have extended the average equity and multi-asset class fund indices to reflect the subsequent movement of the applicable benchmark indices. Average fund returns are not shown for periods of a month or less as high price volatility and late fund reporting regularly cause them to be significantly restated by Morningstar.

Orbis SICAV Global Cautious Fund

Shared Investor Refundable Reserve Fee Share Class (C) ("Shared Investor RRF Class (C)")

The Fund is actively managed and seeks to apply a cautious balance between investment returns and risk of loss with a diversified global portfolio of equities, fixed income instruments and commodity-linked instruments. The performance fee benchmark ("Benchmark") of the Class is US\$ Bank Deposits plus two (2) percentage points ("US\$ Bank Deposits + 2%").

Growth of US\$10,000 investment, net of fees, dividends reinvested



Return information through to the Class inception date on 29 February 2024 is based on the returns that would have resulted from an investment in the Shared Investor RRF Class (C) at Fund inception with no subsequent transactions, if the Class had existed then. Returns from that date are actual returns of that Class.

Returns¹ (%)

	Fund	Peer group	Benchmark
Annualised		<i>Net</i>	<i>Gross</i>
Since Fund inception	5.3	3.1	4.8
5 years	8.1	3.0	5.0
3 years	7.4	3.0	6.8
1 year	14.5	6.2	7.2
Not annualised			
Calendar year to date	10.2	1.4	2.1
3 months	7.7	0.0	1.6
1 month	2.0		0.5
		Year	Net %
Best performing calendar year since Fund inception		2023	7.0
Worst performing calendar year since Fund inception		2022	1.2

Risk Measures,¹ since Fund inception

	Fund	Peer group	Benchmark
Historic maximum drawdown (%)	14	14	0
Months to recovery	12	36	n/a
Annualised monthly volatility (%)	8.9	6.1	0.6

Fees & Expenses (%), for last 12 months

Ongoing charges	0.80
<i>Base fee</i>	0.60
<i>Fund expenses</i>	0.20
Performance fee/(refund)	2.12
Total Expense Ratio (TER)	2.92

As at 30 Apr 2025, performance fees of 0.9% of the Class' NAV were available for refund in the event of subsequent underperformance.

Price	US\$14.00	Benchmark	US\$ Bank Deposits + 2%
Pricing currency	US dollars	Peer Group	Average Global Cautious Fund Index
Domicile	Luxembourg	Fund size	US\$42.7 million
Type	SICAV	Fund inception	1 January 2019
Minimum Investment	US\$50,000	Strategy size	US\$267 million
Dealing	Daily	Strategy inception	1 January 2019
Entry/exit fees	None	Class inception	29 February 2024
ISIN	LU2729849211	UCITS compliant	Yes

Asset and Currency Allocation² (%)

	United States	UK	Europe ex-UK	Japan	Other	Emerging Markets	Total
Gross Equity	11	8	7	4	3	6	40
<i>Net Equity</i>	<i>1</i>	<i>8</i>	<i>4</i>	<i>4</i>	<i>3</i>	<i>5</i>	<i>25</i>
Gross Fixed Income	41	3	2	0	0	6	52
<i>Net Fixed Income</i>	<i>41</i>	<i>3</i>	<i>2</i>	<i>0</i>	<i>0</i>	<i>6</i>	<i>52</i>
Commodity-Linked							6
Net Current Assets							2
Total	51	12	9	4	3	12	100
Currency	36	11	25	16	5	8	100

Top 10 Holdings

	Sector	%
US TIPS > 10 Years	Inflation-Linked Government Bond	13.4
US TIPS 3 - 5 Years	Inflation-Linked Government Bond	8.3
SPDR [®] Gold Trust	Commodity-Linked	6.4
US Treasuries 1 - 3 Years	Government Bond	4.9
US Treasuries < 1 Year	Government Bond	3.6
Kinder Morgan	Energy	2.8
US TIPS 1 - 3 Years	Inflation-Linked Government Bond	2.3
Icelandic Gov. Bonds < 1 Year	Government Bond	2.1
Norwegian Gov. Bonds 1 - 3 Years	Government Bond	1.9
Icelandic Gov. Bonds 1 - 3 Years	Government Bond	1.7
Total		47.4

Portfolio Characteristics

Total number of holdings	110
12 month portfolio turnover (%)	57
12 month name turnover (%)	27

Fixed Income Characteristics

Duration (years) ³	6.5
Yield to Maturity (%) ³	4.0

Orbis Fund share prices fluctuate and are not guaranteed. Returns may decrease or increase as a result of currency fluctuations. When making an investment in the Funds, an investor's capital is at risk. See Notices for important information about this Fact Sheet.

¹ Fund data through to the Class inception date on 29 February 2024 assumes an investment was made at Fund inception in the Shared Investor RRF Class (C) with no subsequent transactions, even though such a Class did not exist at that date.

² Regions other than Emerging Markets include only Developed countries.

³ Real effective duration and yield to maturity are used for inflation-linked bonds. Please refer to Notices for further details.

Orbis SICAV Global Cautious Fund

Shared Investor Refundable Reserve Fee Share Class (C) (“Shared Investor RRF Class (C)”)

This Fact Sheet is a Minimum Disclosure Document and a monthly General Investor Report as required by the South African Financial Sector Conduct Authority.

Manager	Orbis Investment Management (Luxembourg) S.A.
Investment Manager	Orbis Investment Management Limited
Fund Inception date	1 January 2019
Class Inception date (Shared Investor RRF Class (C))	29 February 2024
Number of shares (Shared Investor RRF Class (C))	765,821
Income distributions during the last 12 months	None

Fund Objective and Benchmark

The Fund seeks to apply a cautious balance between investment returns and risk of loss with a diversified global portfolio of equities, fixed income instruments and commodity-linked instruments. It aims for higher long-term returns than its Fund Benchmark. The Fund Benchmark, against which the Fund’s long-term returns are measured, is comprised of 30% MSCI World Index with net dividends reinvested and 70% JP Morgan Global Government Bond Index, each expressed in US\$ (the “Fund Benchmark” or the “30/70 Index”). The Performance Fee Benchmark of the Shared Investor RRF Class (C), which is used to calculate performance fees for that Class, is US\$ Bank Deposits plus two (2) percentage points (the “Performance Fee Benchmark”).

How We Aim to Achieve the Fund’s Objective/Adherence to Objective

The Fund is actively managed and invests in equities, fixed income instruments and commodity-linked instruments. Fund weightings among the different asset classes are determined based on their appreciation, income and risk of loss potential, with appropriate diversification.

Equities. The Investment Manager targets the Fund to hold 10-60% of its net asset value in a pool of global equities, including some which may provide exposure to real estate. The Fund invests in shares considered to offer fundamental value and dividend paying potential that is superior to the Fund Benchmark. The lower the price of a share as compared to its assessed intrinsic value, the more attractive Orbis considers the equity’s fundamental value. The Investment Manager believes the main risk of investing in equities is that their prices will decline if relevant stockmarkets fall significantly. To reduce this risk, when Orbis’ research suggests that stockmarkets are overvalued and vulnerable, the Investment Manager may reduce exposure to, or hedge, stockmarket risk. When Orbis’ research suggests that stockmarkets represent good value, the Investment Manager may increase exposure to stockmarket risk by decreasing the amount of that hedging. The Investment Manager intends to limit the Fund’s exposure to stockmarkets net of hedging to between 0-40% of its net asset value. Furthermore, the Fund may buy and sell exchange-traded equity call and put options for investment efficiency purposes, but only to the extent the Fund is capable of meeting its payment or delivery obligations related to such options, for example, by holding the underlying security.

Fixed Income Instruments. The Investment Manager targets the Fund to hold 30-90% of its net asset value in fixed income instruments issued by corporate bodies, governments and other entities (potentially including a limited amount of distressed, or similar, debt). These are selected – like equities – with the aim of increasing the Fund’s overall risk-adjusted return. Characteristics such as yield, liquidity and potential diversification benefits are viewed in the context of the risk and reward of the portfolio as a whole. When Orbis’ research suggests that bond markets are overvalued and vulnerable, the Investment Manager may reduce exposure to, or hedge, bond market risk. When Orbis’ research suggests that bond markets represent stronger value, the Investment Manager may increase exposure to bond market risk by decreasing the amount of that hedging. The Investment Manager intends to limit aggregate hedging of the Fund’s stockmarket and bond market exposure to no more than 40% of its net asset value. The Fund’s fixed income selections in aggregate may differ significantly from the Fund Benchmark in duration and credit quality and may include securities of issuers that are under bankruptcy or similar judicial reorganisation, notably distressed debt. In addition, the Fund may invest in money market instruments, cash, cash equivalents and high yield bonds.

Commodity-linked Instruments. The Investment Manager targets the Fund to hold 0-20% of its net asset value in commodity-linked instruments, which may provide the Fund with indirect exposure to commodities.

The Fund will gain exposure to commodities if the Investment Manager’s investment research process identifies a commodity or class of commodities as being more attractive than overall equity and fixed income opportunities, taking into account any risk reduction benefits of diversification.

Exchange rate fluctuations significantly influence global investment returns. For this reason, part of Orbis’ research effort is devoted to forecasting currency trends. Taking into account these expected trends, Orbis actively reviews the Fund’s currency exposure. In doing so, it places particular focus on managing the Fund’s exposure to those currencies less likely to hold their long-term value.

The Investment Manager may cause the Fund to be under or over the asset allocation and hedging targets and limits described above, at times meaningfully so and/or for extended periods of time, where it considers this to be in the best interest of the Fund. The Fund does not seek to mirror the investment universe of the Fund Benchmark. Its holdings may deviate meaningfully from the Fund Benchmark’s.

The net returns that would have resulted from an investment in the Shared Investor RRF Class (C) at Fund inception with no subsequent transactions, if the Class had existed then, stitched with the actual returns of the share class after the Class inception date, have outperformed the Performance Fee Benchmark of the Class since Fund inception. The Fund will experience periods of underperformance in pursuit of its long-term objective.

Management Fee

As is described in more detail in the Fund’s Prospectus, the Fund’s various share classes bear different management fees. The fees are designed to align the Manager’s and Investment Manager’s interests with those of investors in the Fund.

The Shared Investor RRF Class (C)’s management fee is charged as follows:

- **Base Fee:** Calculated and accrued daily at a rate of 0.6% per annum of the Class’ net asset value. Investors separately pay an administrative fee directly to Allan Gray Proprietary Limited or one of its affiliates. The Investment Manager or one of its affiliates is entitled to receive a separate fee from Allan Gray Proprietary Limited or one of its affiliates in connection with this administrative fee, related to services the Investment Manager and its affiliates provide to Allan Gray Proprietary Limited or its affiliates.
- **Refundable Performance Fee:** When the performance of the Shared Investor RRF Class (C) (after deducting the Base Fee and an additional 0.3% per annum, which is deemed to be representative of the aforementioned administrative fee) beats the Performance Fee Benchmark over the period from one dealing day to the next, 25% of the value of the outperformance is paid into a reserve and reinvested into the Fund. If the value of the reserve is positive on any dealing day, the Investment Manager is entitled to a performance fee in an amount capped at the lesser of an annualised rate of (a) one-third of the reserve’s net asset value and (b) 2.5% of the net asset value of the Shared Investor RRF Class (C). Fees paid from the reserve to the Investment Manager are not available to be refunded as described below.

When the performance of the Shared Investor RRF Class (C) (after deducting the Base Fee and the aforementioned additional 0.3% per annum) trails the Performance Fee Benchmark over the period from one dealing day to the next, 25% of the value of the underperformance is refunded from the reserve to the Shared Investor RRF Class (C). If at any time sufficient value does not exist in the reserve to provide the refund, a reserve recovery mark is set, and subsequent underperformance is tracked. Such relative losses must be recovered before any outperformance results in any payment to the reserve.

Please review the Fund’s prospectus for additional detail and for a description of the management fee borne by the Fund’s other share classes.

Orbis SICAV Global Cautious Fund

Shared Investor Refundable Reserve Fee Share Class (C) (“Shared Investor RRF Class (C)”)

Fees, Expenses and Total Expense Ratio (TER)

The relevant class within the Fund bears all expenses payable by such class, which shall include but not be limited to fees payable to its Manager, Investment Manager and additional services providers, fees and expenses involved in registering and maintaining governmental registrations, taxes, duties and all other operating expenses, including the cost of buying and selling assets. However, the Manager and the Investment Manager have agreed that in the current calendar year, except for specified exclusions, operating expenses attributable to the Fund’s Shared Investor RRF Class (C) will be capped at 0.20%. The cap will be automatically extended for further successive one year periods unless terminated by the Manager or the Investment Manager at least three months prior to the end of the then current term. The operating expenses that are capped are all expenses, excluding the Manager’s and Investment Managers’ fees described above under “Management Fee,” the cost of buying and selling assets, interest and brokerage charges, and certain taxes. Please refer to the Fund’s Prospectus for a description of the expense cap or expense coverage cap applicable to its other share classes. Where an investor subscribes or redeems an amount representing 5% or more of the net asset value of the Fund, the Manager may cause the Fund to levy a fee of 0.40% of the net asset value of the Fund’s shares being acquired or redeemed. The annual management fees charged are included in the TER. The TER is a measure of the actual expenses incurred by the Class over a 12 month period, excluding trading costs. Since Fund and Class returns are quoted after deduction of these expenses, the TER should not be deducted from the published returns. Expenses may vary, so the current TER is not a reliable indicator of future TERs.

Risk/Reward Profile

- The Investment Manager aims to contain the risk of monetary loss to a level that is below the risk of loss experienced by global equity funds but higher than that experienced by government bond funds and cash deposits over the long term. Investors should be aware that this expected reduction in risk of loss comes at the expense of long-term expected return.
- While the Investment Manager expects the Fund’s investment approach to result in volatility below that of a typical global equity or global balanced fund, the Fund’s net asset value will fluctuate, and the Fund will experience periods of volatility and negative returns; investments in the Fund may suffer capital loss.
- Investors should understand that the Investment Manager generally assesses an investment’s attractiveness over a three-to-five year time horizon.

Changes in the Fund’s Top 10 Holdings

31 January 2025	%	30 April 2025	%
US TIPS < 1 Year	7.6	US TIPS > 10 Years	13.4
SPDR® Gold Trust	7.4	US TIPS 3 - 5 Years	8.3
US TIPS 3 - 5 Years	7.3	SPDR® Gold Trust	6.4
US TIPS 1 - 3 Years	5.5	US Treasuries 1 - 3 Years	4.9
US Treasuries 1 - 3 Years	5.2	US Treasuries < 1 Year	3.6
US Treasuries < 1 Year	5.1	Kinder Morgan	2.8
Kinder Morgan	3.2	US TIPS 1 - 3 Years	2.3
US TIPS > 10 Years	2.8	Icelandic Gov. Bonds < 1 Year	2.1
Icelandic Gov. Bonds < 1 Year	2.4	Norwegian Gov. Bonds 1 - 3 Years	1.9
Siemens Energy	1.8	Icelandic Gov. Bonds 1 - 3 Years	1.7
Total	48.4	Total	47.4

Past performance is not a reliable indicator of future results. Orbis Fund share prices fluctuate and are not guaranteed. Returns may decrease or increase as a result of currency fluctuations. When making an investment in the Funds, an investor’s capital is at risk.

Orbis SICAV Global Cautious Fund

Additional Information

South African residents should contact Allan Gray Unit Trust Management (RF) Proprietary Limited at 0860 000 654 (toll free from within South Africa) or offshore_direct@allangray.co.za to receive, free of charge, additional information about a proposed investment (including prospectus, application forms, annual reports and a schedule of fees, charges and maximum commissions). The Investment Manager can be contacted at +1 441 296 3000 or clientservice@orbis.com. The Fund's Depository is Citibank Europe plc, Luxembourg Branch, 31 Z.A. Bourmicht, L-8070 Bertrange, Luxembourg. All information provided herein is subject to the more detailed information provided in the Fund's Prospectus.

Share Price and Transaction Cut Off Times

Share prices are calculated for the (i) Shared Investor Refundable Reserve Fee Share Class (B) and (ii) Shared Investor Refundable Reserve Fee Share Class (C) on a net asset value basis by share class, normally as of 5:30 pm (Bermuda time), (a) each business day and/or (b) any other days in addition to (or substitution for) any of the days described in (a), as determined by the Investment Manager or Manager (as indicated in the Fund's prospectus) without notice.

Subscriptions are only valid if made on the basis of the Fund's current Prospectus. To be processed on a given dealing day: subscription requests into an Orbis Fund that is not an Orbis SICAV Fund must be submitted by 5:00 pm on that dealing day; subscription requests into an Orbis Fund that is an Orbis SICAV Fund must be submitted by 5:30 pm; redemption requests from an Orbis Fund that is not an Orbis SICAV Fund must be submitted by 12 noon; redemption requests from an Orbis Fund that is an Orbis SICAV Fund must be submitted by 5:30 pm; requests to switch from an Orbis Fund that is not an Orbis SICAV Fund to a different Orbis Fund that is also not an Orbis SICAV Fund must be submitted by 12 noon; requests to switch from an Orbis SICAV Fund into a different Orbis Fund that is not an Orbis SICAV Fund must be submitted by 5:00 pm; requests to switch from an Orbis Fund that is not an Orbis SICAV Fund to a different Orbis Fund that is an Orbis SICAV Fund must be submitted by 12 noon; and requests to switch from an Orbis Fund that is an Orbis SICAV Fund to a different Orbis Fund that is also an Orbis SICAV Fund must be submitted by 5:30 pm. All times given are Bermuda time, and all requests must be properly completed and accompanied by any required funds and/or information.

Share prices, updated every dealing day, are available:

- for the Shared Investor RRF Share Class (C), from the Allan Gray Unit Trust Management (RF) Proprietary Limited's website at www.allangray.co.za, and
- for the Shared Investor RRF Share Class (B), from the Orbis website at www.orbis.com.

Weekly prices can be obtained via e-mail, by registering with Orbis for this service at the Orbis website at www.orbis.com.

Legal Notices

Returns are net of fees, include income and assume reinvestment of dividends. Figures quoted are for the periods indicated for a \$10,000 investment (lump sum, for illustrative purposes only). Annualised returns show the average amount earned on an investment in the Fund/share class each year over the given time period. This Report does not constitute advice nor a recommendation to buy, sell or hold, nor an offer to sell or a solicitation to buy interests or shares in the Orbis Funds or other securities in the companies mentioned in it.

Collective Investment Schemes (CIS) are generally medium to long-term investments. The value of an investment in the Fund may go down as well as up, and past performance is not a reliable indicator of future results. Neither the Manager nor the Investment Manager provides any guarantee with respect to capital or the Fund's returns. CIS are traded at ruling prices and can engage in borrowing and scrip lending. Commission and incentives may be paid by investors to third parties and, if so, would be included in the overall costs. Individual investors' performance may differ as a result of investment date, reinvestment date and dividend withholding tax, as well as a levy that may apply in the case of transactions representing more than 5% of the Fund's net asset value. The Fund may be closed to new investments at any time in order to be managed in accordance with its mandate. The Fund invests in foreign securities. Depending on their markets, trading in those securities may carry risks relating to, among others, macroeconomic and political circumstances, constraints on liquidity or the repatriation of funds, foreign exchange rate fluctuations, taxation and trade settlement.

The discussion topics for the commentaries were selected, and the commentaries were finalised and approved, by Orbis Investment Management Limited, the Fund's Investment Manager. Information in this Report is based on sources believed to be accurate and reliable and provided "as is" and in good faith. The Orbis Group does not make any representation or warranty as to accuracy, reliability, timeliness or completeness of the information in this Report. To the maximum extent permitted by applicable law, the Orbis Group disclaims all liability (whether arising in contract, tort, negligence or otherwise) for any error, omission, loss or damage (whether direct, indirect, consequential or otherwise) in connection with the information in this Report.

Fund Information

The Fund Benchmark is a composite index consisting of the MSCI World Index with net dividends reinvested (30%) and the JP Morgan Global Government Bond Index (70%), expressed in US\$. The Performance Fee Benchmark of the Shared Investor RRF Share Class (B) and Shared Investor RRF Share Class (C) is US\$ Bank Deposits plus two (2) percentage points, expressed in US\$. The Total Rate of Return for Bank Deposits is the compounded total return for one-month interbank deposits in the specified currency.

Net Equity is Gross Equity minus stockmarket hedging. Fixed Income refers to fixed income instruments issued by corporate bodies, governments and other entities, such as bonds, money market instruments and cash. Net Fixed Income is Gross Fixed Income minus bond market hedging. Except where otherwise noted, government fixed income securities are aggregated by time to maturity and issuer. TIPS are not aggregated with ordinary treasuries.

Duration is a measure of the sensitivity of a bond's price to changes in interest rates. Duration is calculated using the modified duration of the fixed income instruments in the portfolio, or the effective duration in the case of fixed income instruments with embedded options and real effective duration in the case of inflation-linked bonds. Yield to Maturity ("YTM") is the total expected return on a bond if it is held until it matures. YTM for the Fund is the average of the portfolio's fixed income instruments' YTM, weighted by their net asset value. Real YTM is used for inflation-linked bonds. The calculations are gross and exclude non-performing fixed income instruments.

Fund Minimum

Minimum investment amounts in the Fund are specified in the Fund's Prospectus, provided that a new investor in the Orbis Funds must open an investment account with Orbis, which may be subject to minimum investment restrictions, country restrictions and/or other terms and conditions. For more information on opening an Orbis investment account, please visit www.orbis.com.

Clients investing via Allan Gray, which includes the Allan Gray Investment Platform, an Allan Gray investment pool or otherwise through Allan Gray Nominees, remain subject to the investment minimums specified by the applicable terms and conditions.

Sources

Fund Benchmark data source: The 30/70 Index values are calculated by Orbis using end of day index level values licensed from MSCI ("MSCI Data") and J.P. Morgan. For the avoidance of doubt, MSCI is not the benchmark "administrator" for, or a "contributor", "submitter" or "supervised contributor" to, the blended returns, and the MSCI Data is not considered a "contribution" or "submission" in relation to the blended returns, as those terms may be defined in any rules, laws, regulations, legislation or international standards. MSCI Data is provided "as is" without warranty or liability and no copying or distribution is permitted. MSCI does not make any representation regarding the advisability of any investment or strategy and does not sponsor, promote, issue, sell or otherwise recommend or endorse any investment or strategy, including any financial products or strategies based on, tracking or otherwise utilising any MSCI Data, models, analytics or other materials or information. JP Morgan Global Government Bond Index (the "JPM GBI"): Information has been obtained from sources believed to be reliable but J.P. Morgan does not warrant its completeness or accuracy. The JPM GBI is used with permission. Copyright 2025, J.P. Morgan Chase & Co. All rights reserved. The 30/70 Index may not be copied, used, or distributed without prior written approval.

Average Fund data source: © 2025 Morningstar, Inc. All rights reserved. Such information (1) is proprietary to Morningstar and/or its content providers; (2) may not be copied or distributed; and (3) is not warranted to be accurate, complete or timely. Neither Morningstar nor its content providers are responsible for any damages or losses arising from any use of this information. The latest average fund indices provided by Morningstar are for 24 April 2025. To allow comparison of returns to a common date we have extended the average equity and multi-asset class fund indices to reflect the subsequent movement of the applicable benchmark indices. Average fund returns are not shown for periods of a month or less as high price volatility and late fund reporting regularly cause them to be significantly restated by Morningstar.

Investor Notification regarding Prospectus Amendments

The Boards of Orbis Global Equity Fund Limited, Orbis Institutional Funds Limited, Orbis Japan Equity (US\$) Fund Limited, Orbis Optimal Overlay Funds Limited, Orbis Optimal SA Fund Limited, Orbis Optimal (US\$) Fund Limited, and Selection of Orbis Funds Limited (the "Bermuda Funds"), in addition to, where applicable as indicated below, the Board of the Orbis SICAV (the Orbis SICAV and the Bermuda Funds together, the "Funds"), have approved changes to the Funds' prospectuses to reflect the following matters:

- The daily management of the Fee Reserve movements in our Bermuda Funds and the Orbis SICAV will soon be administered exclusively through fund accounting systems rather than relying on share registries (share registers themselves will continue to be kept and maintained in compliance with law and regulation). Fee Reserve shares, which are owned solely by Orbis Investment Management Limited as the "Investment Manager" of the Funds, are due to be redeemed and immediately reissued to the Investment Manager as a static class with a fixed number of shares (rather than the currently variable number of shares); there will be one Fee Reserve share class per currency per Fund (or, as applicable, per sub-fund or segregated account), and the Investment Manager will continue to own all Fee Reserve shares. This proposed change and any associated operational changes, which are being made for reasons of operational and administrative efficiency only, are not expected to have any impact on clients (and, for the avoidance of doubt, no change is being made in relation to the calculation of the net asset value of share classes held by investors, or to performance fees (including calculation, accruals and refunds)). Subject to any outstanding regulatory approvals, this change is expected to take effect on 1 May 2025.
- The Investment Manager has appointed its affiliate Orbis Investments (Canada) Limited as its investment advisor in respect of the Funds.
- The Investment Manager has appointed its affiliate Orbis Investment Advisory (Norway) AS as its investment advisor in respect of the Bermuda Funds.
- In respect of the Bermuda Funds, holders of shares issued on or after 1 May 2025 will receive those shares in uncertificated form only. Investors will continue to be able to request physical share certificates in respect of shares issued before 1 May 2025.
- Katharine Summerley has been appointed as Secretary of each of the Bermuda Funds, effective 1 May 2025.
- For certain Funds, those Funds' prospectuses have been updated to refer to commodity-linked instruments that are eligible investments under applicable regulations as examples of exchange-traded derivatives those Funds may transact in, consistent with the relevant Funds' Investment Objective as determined by the Investment Manager.

Notes to Help You Understand This Report

Certain capitalised terms are defined in the Glossary section of the Orbis Funds' respective Prospectuses, copies of which are available upon request from Allan Gray Unit Trust Management (RF) Proprietary Limited, a Member of the Association for Savings & Investments SA. The country and currency classification for securities follows that of third-party providers for comparability purposes. Emerging Markets follows MSCI classification when available and includes Frontier Markets. Emerging Markets currency exposure is based on currency denomination. Based on a number of factors including the location of the underlying business, Orbis may consider a security's classification to be different and manage the Funds' exposures accordingly. Totals presented in this Report may not sum due to rounding. The Fund does not seek to mirror the investment universe of the Benchmark and is thus not constrained by the Benchmark's composition.

Risk measures are ex-post and calculated on a monthly return series. Drawdowns occur when the cumulative return of the Fund drops below its preceding peak. Months to recovery measures the number of months from the preceding peak in performance to recovery of that level of performance.

Beta compares the sensitivity of the periodic returns of a fund to those of an index. A beta of 1.0 implies that a percentage move in the index has been reflected by a similar percentage move in the fund, on average. A beta higher than 1.0 implies that a fund has proportionally more exposure to market volatility than the index.

Annualised Monthly Volatility measures the variability of monthly returns, adjusted to reflect an annual level. A higher value suggests greater volatility and risk, while a lower value indicates more stable returns.

Tracking error is a measure of the difference between a fund's return and the return of its benchmark. Low tracking error indicates that the fund is closely following its benchmark. High tracking error indicates the opposite.

12 month portfolio turnover for the Orbis Equity and Multi-Asset Class Funds is calculated as the lesser of total security purchases or sales in the Fund over the period, divided by the average net asset value (NAV) of the Fund. Cash, cash equivalents and short-term government securities are not included.

12 month name turnover for the Orbis Equity and Multi-Asset Class Funds is calculated as the number of positions held by the Fund at the start of the period but no longer held at the end of the period, divided by the total number of positions held by the Fund at the start of the period.

Active share is a measure of the extent to which the holdings of the Orbis Equity and Balanced Funds differ from their respective benchmark's holdings. It is calculated by summing the absolute value of the differences of the weight of each individual security in the specific Orbis Fund, versus the weight of each holding in the respective benchmark index, and dividing by two. For the Balanced Funds, three calculations of active share are disclosed. The Portfolio active share incorporates the equity, fixed income, commodity-linked and other securities (as applicable) held by the Orbis Fund and compares those to the holdings of the composite benchmark. The Equity and Fixed Income active shares are calculated as if the equity and fixed income portions of the Orbis Funds are independent funds; each of those two sets of holdings is separately compared to the fully-weighted holdings in the appropriate component of the composite benchmark. Although the Balanced Funds hedge stock and bond market exposure, the active share calculations are "gross" and not adjusted to reflect the hedging in place at any point in time.

Benchmark related information is as at the date of production based on data provided by the official benchmark and/or third party data providers. There may be timing differences between the date at which data is captured and reported.

The total expense ratio has been calculated using the expenses, excluding trading costs, and average net assets for the 12 month period ending 30 April 2025.

Orbis SICAV Funds: The Fund expenses exclude portfolio transaction costs. The performance related management fee becomes payable to Orbis on each Dealing Day as defined in the Funds' Prospectus.

Additional Notices

This is a marketing communication for the purposes of the Bermuda Monetary Authority's investment business rules and ESMA guidelines on marketing materials. You should consider the relevant offering documents including the Fund Prospectus and Key Information document (for a SICAV Fund) before making any final investment decisions. These offering documents are available in English on our website (www.orbis.com). Please refer to the respective Fund's Prospectus for full information on the risks associated with investing.

Investors in a SICAV Fund can obtain a summary of their investor rights in English on our website (www.orbis.com). When investing in the Orbis Funds an investor acquires shares within the Fund and not in the underlying assets held within the Fund. The return of your investment may change as a result of currency fluctuations if the return is calculated in a currency different from the currency shown in this Report.